



Report

ON THE

Administration of Burma

For the Year 1925-1926

Rangoon

Superintendent, Government Printing and Stationery, Burma

1927

LIST OF AGENTS FOR THE SALE OF
GOVERNMENT PUBLICATIONS.

IN BURMA.

AMERICAN BAPTIST MISSION PRESS, Rangoon.
DENNIS & CO., 30, Lewis Street, Rangoon.
BRITISH BURMA PRESS BRANCH, Rangoon.
BURMA BOOK CLUB, LTD., Post Box No. 1053, Rangoon.
INTERNATIONAL BUDHIST BOOK DEPOT, Post Box No. 971, Rangoon.
MODERN PUBLISHING HOUSE, LTD., Rangoon.
NEW LIGHT OF BURMA PRESS, 45, Phayre Street, Rangoon.
RANGOON TIMES PRESS, Rangoon.
MAUNG LU GALE LAW BOOK DEPOT, 42, Aungmye, Mandalay.
BURMA PUBLISHING CO., 71, Upper Main Road, Mandalay.

IN INDIA.

BUTTERWORTH & CO. (India), LTD., Calcutta.
B. S. LARSEN & CO., 50, College Street, Calcutta.
W. NEWMAN & CO., Calcutta.
THACKER, SPINK & Co., Calcutta and Simla.
D. B. TARAPORVALA, BOMB & Co., Bombay.
THACKER & Co., LTD., Bombay.
HIGGINSON & Co., Madras.

IN EUROPE.

The publications are obtainable either direct from the Office of the
HIGH COMMISSIONER FOR INDIA, 51, Grosvenor Gardens, London,
S.W. 1, or through any bookseller.

TABLE OF CONTENTS.

REPORT ON THE ADMINISTRATION OF BURMA FOR THE YEAR 1925-26

Part I.—General Summary.

Part II.—Departmental Chapters.

CHAPTER I.—PHYSICAL AND POLITICAL GEOGRAPHY.

	PAGE		PAGE
PHYSICAL—		POLITICAL— <i>contd.</i>	
<i>Physical Features of the Country, Area, Climate and Chief Staples—</i> (See pages 1 to 8 of Part II of the Report on the Administration of Burma for the year 1921-22.)		<i>Details of the last Census: Tribes and Languages—</i> (See pages 30 to 39 of Part II of the Report on the Administration of Burma for the year 1921-22.)	
POLITICAL—		Changes in the Administration—	
<i>Historical Summary—</i> (See pages 8 to 13 of Part II of the Report on the Administration of Burma for the year 1921-22.)		1. The Government ...	2
<i>Form of Administration—</i> (See pages 13 to 21 of Part II of the Report on the Administration of Burma for the year 1921-22, page 2 of Part II of the Report on the Administration of Burma for the year 1923-24, and page 2 of Part II of this Report.)		2. Administrative Territorial Changes ...	3
<i>Character of Land Tenures: System of Survey and Settlement—</i> (See pages 22 to 26 of Part II of the Report on the Administration of Burma for the year 1921-22.)		3. Additions to and Changes in the Administrative Staff ...	ib.
<i>Civil Divisions of British Territory—</i> (See pages 26 to 30 of Part II of the Report on the Administration of Burma for the year 1921-22, and pages 2 and 3 of this Report.)		Relations with Tributary States and Frontier Affairs—	
		<i>(i) Shan and Karenni States.</i>	
		4. Federated Shan States ...	4
		5. Karenni States ...	5
		6. Other Shan States ...	ib.
		<i>(ii) The Chin Hills.</i>	
		7.	5
		<i>(iii) The Kachin Hill Tracts.</i>	
		8.	6
		Condition of the People—	
		9.	6

CHAPTER II.—ADMINISTRATION OF THE LAND.

Realisation of the Revenue—		Settlements—	
10. Changes in the Law, Rules and Directions ...	8	16. Progress of Settlements ...	10
11. Demand, Collections, Remissions and Outstandings ...	9	17. Financial Results ...	ib.
12. Revenue Proceedings and Coercive Processes ...	ib.	Land Records—	
Surveys—		18. Area under Supplementary Survey ...	11
13. Surveys by Imperial Agency ...	9	19. Cost of Supplementary Survey ...	ib.
14. Surveys by Provincial Agency: Extension and Revision Surveys ...	10	20. Training of Officers ...	ib.
15. Town Surveys and Surveys of Leased Areas ...	ib.	21. Transfers of Land ...	12
		Waste Lands—	
		22. Colonization ...	12
		23. Grants and Leases for Cultivation ...	ib.
		24. Revenue-free Grants and Assignments of Land Revenue ...	13

CONTENTS.

CHAPTER II.—ADMINISTRATION OF THE LAND—*concl.*

	PAGE		PAGE
Government Estates and Wards' Estates—		Revenue and Rent-paying Classes—	
25. Rangoon Estate ...	13	27. Area held by Agriculturists and Tenants ...	13
26. Other Government Estates ...	<i>ib.</i>		

CHAPTER III.—PROTECTION.

Legislative Authority.—(See pages 57 to 59 of Part II of the Report on the Administration of Burma for the year 1921-22.)

Course of Legislation—

28. Work of the Legislative Council	16
29. General Acts affecting Burma	17
30. Ordinances affecting Burma	18
31. Regulations affecting Burma	<i>ib.</i>
32. Extension of Enactments to Shan States ...	<i>ib.</i>

Police—

33. Civil Police: Strength and Cost ...	18
34. Conduct, Education and Training ...	19
35. Buildings ...	<i>ib.</i>
36. Crime ...	20
37. Working of the Police ...	<i>ib.</i>
38. Important Incidents ...	21
39. Offences under Special Acts ...	22
40. Non-cognizable cases ...	<i>ib.</i>
41. Preventive Law, Surveillance and Identification ...	<i>ib.</i>
42. Punitive Police ...	23
43. Railway Police ...	<i>ib.</i>
44. Military Police ...	24
45. Rangoon Town Police ...	25
46. Village Administration ...	26
47. Wild Animals and Snakes ...	27

Criminal Justice—

48. High Court ...	27
49. Sessions Courts ...	28
50. Magistrates' Courts ...	<i>ib.</i>
51. Cases before the Courts ...	29
52. Trial of cases ...	<i>ib.</i>
53. Sentences ...	<i>ib.</i>

Prisons—

54. Accommodation ...	30
55. Prisoners ...	31
56. Discipline ...	<i>ib.</i>
57. Financial ...	32
58. Vital ...	<i>ib.</i>
59. Miscellaneous ...	<i>ib.</i>

Civil Justice—

60. Courts ...	34
61. Suits ...	<i>ib.</i>
62. Appeals ...	35
63. The High Court ...	<i>ib.</i>
64. General ...	36

Registration—

65. General ...	36
66. Deeds registered ...	<i>ib.</i>
67. Income and Expenditure ...	37

Joint Stock Companies—

68. ...	37
---------	----

Local Boards Administration—

69. District Councils and Circle Boards ...	37
---	----

Municipal Administration—

70. Corporation of Rangoon ...	39
71. Other Municipalities ...	40

Military—

72. Strength of the Garrison ...	41
----------------------------------	----

Marine—

73. Light-houses and Light-ships	41
74. Rangoon Port Trust Administration ...	42
75. Rangoon Pilot Service ...	43
76. Minor Ports ...	<i>ib.</i>
77. Commercial Marine: Shipping and Casualties ...	44
78. Commercial Marine: Wrecks and Casualties ...	44
79. Government Steamers and Launches ...	45
80. Marine Works and Surveys ...	<i>ib.</i>

CHAPTER IV.—PRODUCTION AND DISTRIBUTION.

Agriculture—

81. Occupied and Cultivated Area	46
82. Area irrigated ...	47
83. The Agricultural Department	<i>ib.</i>
84. Agricultural Research ...	48
85. Seed Distribution and Demonstration ...	49

Agriculture—*concl.*

86. Veterinary Departmental Staff and Veterinary School ...	50
87. Cattle Disease ...	<i>ib.</i>
88. Live-stock ...	51
89. Agricultural Loans ...	<i>ib.</i>
90. Protection from Floods ...	<i>ib.</i>

CHAPTER IV.—PRODUCTION AND DISTRIBUTION—*concl.*

	PAGE		PAGE
Weather and Crops—		Trade—	
91. Character of the Season ...	52	111. Maritime Trade: Total Value and Revenue ...	59
92. Outturn and Prices ...	<i>ib.</i>	112. Import Trade ...	60
Co-operation—		113. Export Trade ...	<i>ib.</i>
93. Administrative and General ...	53	114. Intra-provincial Seaborne Trade ...	61
94. Central Banks ...	<i>ib.</i>	115, 116. Transfrontier Trade with China, Siam and Dependencies ...	<i>ib.</i>
95. Agricultural Credit Societies ...	54		
96. Other Societies ...	<i>ib.</i>	Public Works—	
Horticulture—		117. Administrative and General ...	61
97. Agri-Horticultural Societies ...	55	(i) <i>Roads and Buildings.</i>	
Forests—		118. Communications ...	62
98. Forest Reserves, Forest Settlement, Demarcation, Survey and Working Plans ...	55	119. Buildings: Central and Provincial ...	63
99. Protection of Forests ...	<i>ib.</i>	120. "Miscellaneous" ...	<i>ib.</i>
100. Improvement of Forests ...	56	(ii) <i>Railways and Tramways.</i>	
101. Exploitation of Timber ...	<i>ib.</i>	121. Railways: Construction and Surveys ...	64
Mines and Quarries—		122. Accidents and Interruptions ...	<i>ib.</i>
102. The Indian Mines Act ...	56	123. Traffic and Finance ...	<i>ib.</i>
103. New Concessions ...	57	124. Tramways ...	65
104. Petroleum ...	<i>ib.</i>	(iii) <i>Canals.</i>	
105. Lead and Silver ...	<i>ib.</i>	125. Navigation Canals ...	65
106. Rubies, Sapphires and Spinel ...	58	Irrigation—	
107. Other Minerals ...	<i>ib.</i>	126. Capital Account Works ...	65
108. Quarry Stones and Clay ...	<i>ib.</i>	127. Other Irrigation Works ...	66
Manufactures—			
109. Principal Industries ...	58		
110. Factories ...	<i>ib.</i>		

CHAPTER V.—REVENUE AND FINANCE.

Financial Relations between Central and Provincial Governments—		(b) Provincial Revenue and Finance—<i>concl.</i>	
128. ...	67	140. Ganja, Cocaine and Morphia ...	73
(a) Central Revenue and Finance.		141. Stamps ...	<i>ib.</i>
129. Total Central figures ...	68	142. Forest Revenue ...	<i>ib.</i>
130. Customs ...	<i>ib.</i>	143. Canal (Navigation and Irrigation) Revenue ...	74
131. Taxes on Income ...	<i>ib.</i>	(c) Local Funds.	
132. Salt—General ...	69	144. District Funds, Deputy Commissioners' Local Funds and Circle Funds ...	74
133. Consumption of Salt ...	<i>ib.</i>	145. Rangoon Municipal Fund ...	75
134. Opium ...	70	146. Other Municipal Funds ...	76
(b) Provincial Revenue and Finance.		147. Rangoon Development Trust Fund ...	77
135. Total provincial figures ...	70	148. Rangoon Port Trust Fund ...	<i>ib.</i>
136. Land Revenue ...	71	149. Other Local Funds ...	78
137. Excise—General ...	<i>ib.</i>	Paper Currency—	
138. Excise—Opium ...	72	150. ...	78
139. Excise—Alcoholic Liquors ...	<i>ib.</i>		

CHAPTER VI.—VITAL STATISTICS AND MEDICAL SERVICES.

	PAGE		PAGE
Births and Deaths—		Medical Relief—<i>concl'd.</i>	
151. Area under Registration and Total population ...	79	161. The Burma Government Medical School ...	84
152. Number of Births and Deaths ...	<i>ib.</i>	162. Pasteur Institute and Bacteriological Laboratory ...	<i>ib.</i>
153. Causes of Death ...	81	163. Mental Hospitals ...	85
154. Chinchona Febrifuge ...	82	Public Health—	
Immigration and Emigration—		Vaccination—	
155.	82	164. Principal Works and Expenditure ...	85
Medical Relief—		165. Establishment and General ...	
156. Hospitals and Dispensaries ...	82	166. Number of Operations ...	86
157. Attendance and Treatment ...	83	167. Cost of the Department ...	87
158. Expenditure ...	<i>ib.</i>	168. Vaccine Depot, Meiktila ...	<i>ib.</i>
159. Hospital Construction ...	<i>ib.</i>		
160. Medical Establishment ...	<i>ib.</i>		

CHAPTER VII.—INSTRUCTION.

<i>General System of Public Instruction.—(See pages 150 to 160 of Part II of the Report on the Administration of Burma for the year 1921-22.)</i>		Educational Progress—<i>concl'd.</i>	
Educational Progress—		178. Female Education ...	97
169. General Progress and Educational Measures ...	90	179. Reformatory School, Insein ...	<i>ib.</i>
170. Number of Schools and Scholars and Expenditure ...	<i>ib.</i>	Literature and the Press—	
171. Primary Education ...	91	180. Publications registered ...	98
172. Secondary Education ...	<i>ib.</i>	181. Presses, Newspapers and Periodicals ...	<i>ib.</i>
173. Collegiate Education ...	92	<i>Literary Societies.—(See page 173 of Part II of the Report on the Administration of Burma for the year 1921-22.)</i>	
174. Training of Teachers ...	<i>ib.</i>	182. Rangoon Societies ...	98
175. Professional and Technical Education ...	93	Arts and Sciences—	
176. European Education ...	96	183.	99
177. Education of Mahomedans and Special Classes ...	<i>ib.</i>		

CHAPTER VIII.—ARCHAEOLOGY.

184.	100
-------------	-----

CHAPTER IX.—MISCELLANEOUS.

<i>Ecclesiastical Jurisdiction.—(See page 176 of Part II of the Report on the Administration of Burma for the year 1921-22.)</i>		Chemical Examiner to the Government of Burma—	
Ecclesiastical—		186.	101
185.	101	Superintendent of Government Printing and Stationery—	
		187. Government Printing ...	102
		188. Book Depot ...	<i>ib.</i>
		189. Stationery Depot ...	<i>ib.</i>

REPORT

ON THE

ADMINISTRATION OF BURMA

For the Year 1925-26.

PART I.

GENERAL SUMMARY.

His Excellency Sir Spencer Harcourt Butler, G.C.I.E., K.C.S.I., was Governor during the year, save for a period of four months' leave to England, during which the Hon'ble Sir William Keith, C.I.E., officiated as Governor, his place as Finance Member being taken by Mr. (now Sir James) MacKenna, C.I.E., Development Commissioner. The post of Home Member was held throughout the year by the Hon'ble U May Oung. After the general election in November 1925, the Ministers, the Hon'ble U Maung Gye and the Hon'ble U Pu, resigned their appointments, on the expiry of their period of office, and in their places the Hon'ble Dr. Ba Yin, M.B., Ch.B., was appointed to be Education Minister, and the Hon'ble Mr. Lee Ah Yain, *Barrister-at-Law*, to be Forest Minister.

The most important territorial administrative change effected during the year was the redistribution of Commissioners' Divisions. The Rangoon Division was abolished in June 1925, and the old Magwe Division was revived. Of the former Division, the Rangoon Town District was placed directly under the Local Government, and the Insein and Hanthawaddy Districts reverted to the Pegu Division, which surrendered the Toungoo District to the Tenasserim Division and the Thayetmyo District to the Magwe Division. That Division on reconstitution, comprised the Thayetmyo, Minbu, Magwe and Pakòkku Districts, with the Pakòkku Hill Tracts' and the Chin Hills District. Corresponding changes were made in the Mandalay Division, and in the North-West Border Division which resumed its former title of the "Sagaing Division." The Putao District was abolished, on amalgamation with the Myitkyina District. The North-East Frontier Division was

replaced by the constitution of a Federated Shan States Division, with headquarters at Tamu. For judicial administration the Province was redivided into twenty-three Sessions Divisions, including a new Arakan Division which comprised the Kyanpyu and Sandoway Districts and the Hill District of Arakan. In addition to the changes in administrative staff involved in these territorial adjustments, a new post of Deputy Secretary to Government was created in the Home and Political Department; while in the Public Works Department two additional appointments were created during the year, one of Chief Engineer and Secretary to Government for Roads, and the other of Financial Adviser and Joint Secretary, Finance and Public Works. The Inland Trade Registration Department was closed down at the end of March 1926, the collection of inland trade statistics being effected thereafter by local agents, under the direction of the Government of India.

2. The northern frontiers of the Province enjoyed another year of tranquillity, broken only by petty inter-village raids in Singkaling Hkamti and in the Pakökku Hill Tracts. In each case a punitive expedition by Military Police columns had the desired effect, though in Hkamti, the Nagas offered a stubborn resistance which cost them a number of casualties. Relations with the frontier officials of neighbouring countries continued to be cordial. In the Federated Shan States, now under the control of a Commissioner, who is also Superintendent and Political Officer of the Southern States, the effects of trade depression were heightened by a serious outbreak of rinderpest, which caused great wastage among the plough cattle, particularly in the Northern States. Crops, however, were fair, and the health of the people was satisfactory. His Excellency Sir Harcourt Butler visited the North Hsenwi State, where he held a Durbar, and subsequently paid the first visit ever made by the head of the Province to Namkham, on the Chinese frontier. Admirable progress was made with the project, initiated in the previous year by His Excellency the Governor, for releasing slaves in the Hukawng Valley of the Kachin Hill Tracts. An expedition, which included three Civil officers, visited the Valley, which was completely traversed during the year, and redeemed more than 3,400 slaves, at a cost of nearly two lakhs of rupees. It was observed that less than thirteen per cent. of those liberated elected to leave the Valley, and that those who remained seemed reluctant for the most part to make any serious effort to support themselves. There was evidence that the measures which are being taken to combat the barbarous custom of human sacrifice among the Nagas in unadministered areas are already bearing fruit. Thirty-four Naga chiefs of the tracts in which the custom is still occasionally observed gave an unconditional undertaking to abandon their inhuman and abominable practice. In the administered areas of the Kachin Hill Tracts an important innovation was the extension of the opium shop system of excise administration; the scheme suffered from the fact that the Excise

staff available was not sufficient for effective control of smuggling. The poppy was still reported to be grown in the Sumpabum and the Patuo Subdivisions. The only other event among the frontier states which calls for special notice was an attempt to introduce political agitation from Burma into the Tashon tract of the Chin Hills, its manifestation being a refusal to obey the orders or recognise the privileges of tribal chiefs. Prompt punishment of the headmen responsible quickly restored discipline. Survey work was continued in the Triangle.

3. The excellent harvests of the preceding year were not repeated in the year under review, but their effect was visible in an almost general revival of trade and industry. Larger imports into the Province were more than balanced by a remarkable expansion of the export trade. There was a further decline in retail prices of the commonest necessities. The harvest was only average; a larger area than usual was planted, but poor late rains resulted in light crops. Harvest prices for most crops were satisfactory, and though cotton prices fell materially, the farmer on the whole experienced a favourable year. But severe losses were caused among agricultural stock by outbreaks of rinderpest, which broke the succession of past years of immunity from serious cattle disease. The health of the people was slightly better than in the previous year. The death-rate was lower both in rural and in urban areas. Cholera and plague claimed fewer lives; a serious increase in deaths from small-pox proved the danger of the attitude which shuns vaccination until this formidable disease is at the door.

4. No important change in land revenue law was made during the year. The very favourable harvests of the previous year and punctual early rains induced farmers to extend considerably the areas under cultivation. But the late rains failed, and crops were light, while in some districts considerable areas failed to mature. These events were reflected in the land revenue receipts, which fell by a little over two lakhs. On the other hand, the farmer was better able to pay his dues, and the revenue outstandings were materially reduced. The political agitation which had resulted during the preceding year in an attempted refusal to pay land revenue did not recur during the year under review; and with an enhanced general prosperity there was a welcome fall in the number of cases in which coercive measures were necessary for the recovery of Government's demands. The non-agriculturalist again increased his holdings of land at the expense of the agriculturalist. The rules for the constitution and administration of Government Estates were revised during the year, and published as a separate chapter of the Land Revenue Directions. Government Estates notified during the year included grazing grounds in the Hanthawaddy District, an area near the Twante Canal, and lands belonging to disregistered co-operative societies in the Sittang Colony. Other areas in the Myaungmya, Tharrawaddy

and Poga Districts were examined, with a view to their ultimate incorporation as Government Estates. The Rangoon Government Estate continued to be administered by the Development Trust, whose wisdom in recently revising its rental policy was seen in a material enhancement of its rental receipts. The Trust continued its work of reclaiming and equipping low-lying areas within the city boundaries.

Settlement operations were carried on in the Pyawon, Mandalay, Katha, Ma-ubin and Yamethin Districts; and effect was given during the year to the results of earlier operations in the Mandalay and Pyawon Districts, and in a small area of the Myaungmya District. The resultant annual enhancement of revenue demand was approximately two lakhs of rupees for all three areas. Aerial survey was temporarily discontinued, but the four Government of India survey parties carried out operations throughout the year, including the survey of areas on the borders of Siam and Assam. The Provincial surveyors were kept unusually busy owing to depletion of the stocks of survey sheets; and over forty thousand additional acres were brought under supplementary survey. A central school for the training of surveyors was established at Shwelo.

5. The year was a busy one for the Legislative Council, which considered fifteen Bills, of which four had been held over from the previous year. Of the seven Acts which passed into law during the year, the most important were the Rangoon University Building Trust Act, the Burma Expulsion of Offenders Act, and the Rangoon Port (Amendment) Act. The University Building Trust Act provided for the constitution of a special body to secure effective control over the buildings required for the University and its constituent Colleges, and secured to that body a regular supply of funds for the purpose. The Port Amendment Act was designed to extend the representation of Burmese and Indian interests on the Port Trust, and to enlarge the powers of the Trust to sanction new works. The Expulsion of Offenders Act, which had aroused considerable opposition among Indian political circles in its early stages, enabled the Government to expel from Burma persons, not belonging to the Province by birth or domicile, who are convicted of certain criminal offences or proved to be of bad livelihood. Further amending Acts gave additional powers to the Rangoon Police to arrest suspicious persons, and remedied certain unimportant defects in the Rangoon Rent Act, the Rural Self-Government Act, and the Lower Burma Town and Village Lands Act.

6. The previous year's distressing record of serious crime was even surpassed in the year under review, when the number of reported violent crimes increased by nearly 24 per cent. including several instances of horrible savagery. Over eight hundred persons were murdered; robberies and dacoities increased alarmingly; and firearms were used by criminals to a greater extent than heretofore. It is to the credit of the

Police that in these circumstances the earlier standard of detection was almost maintained, though this insurgence of crime had to be faced at a time when the force was considerably reduced in numbers, on the recommendations of the Police Enquiry Committee, and full opportunity was one of the main aims of that Committee. Special measures were taken to reinforce the local police in areas where lawlessness was most prevalent, and an additional Police Range was sanctioned as a temporary measure for the Delta area. At the same time the preventive laws were more stringently enforced, and steps were taken to deport to a criminal settlement members of the more dangerous criminal gangs. The surveillance system was revised and rendered more effective. Before the close of the year there was reason to hope that these and other measures had brought the wave of violent crime to a crest preceding subsidence. The reductions effected in the strength of the civil police were also extended to the Military Police, and that valuable body of men was hard put to it to supplement the civil police in the more criminal districts, and at the same time to supply the columns needed on the frontiers, and to find time for their own training and routine duties. On the reverse side of this disquieting picture, some comfort is to be found in a decrease in non-violent crime, in the absence of the riots and political disorders which had disfigured the previous year, and in the increasingly effective control maintained over criminals by the Rangoon Town Police.

Repercussions of this outburst of lawlessness were felt in the criminal courts, where the lack of experienced magistrates was again acutely felt. The number of criminal trials was a record for the Province, and the magisterial staff, though reinforced, with great difficulty kept pace with its work. Similarly, the jail accommodation was again put under a strain, in spite of the release of a number of minor offenders on the recommendations of the Jail Revising Board. There was a serious outbreak of convicts in the Pyapön subsidiary jail which resulted in the death of five of the military police guard and of seven prisoners; but the prisoners' attempt to escape was frustrated by the prompt action of the local police.

7. The working of District Councils and Circle Boards cannot yet be regarded as satisfactory. These local bodies are still comparatively in their infancy, and they started life under considerable disadvantages. The whole system of local self-government was introduced into Burma with an abruptness which entailed a lack of trustworthy and experienced secretaries and clerks, particularly in the accounts branch. And on the executive side, the supply of competent District Council engineers was inadequate at a time when, in most districts, the staff of the Public Works Department was preoccupied with the very formidable programme of road and building projects which the Local Government has set before itself. Moreover, the fact that no independent duties have as

GENERAL SUMMARY

yet been placed upon circle boards has led to a falling off of popular interest in the circles. The elections which were held towards the end of 1925 brought scarcely six per cent. of the total electorate to the poll. In more than a fifth of the constituencies there were fewer candidates than seats. These defects can only be remedied by time and experience. A senior officer was specially deputed to calculate the amounts of Government's contribution to each District Fund, and the basis of his calculations was the principle that each District Council should be placed in as good a financial position as it would be if the old District Fund or District Cess Fund had been handed over to its administration without change of liabilities or income. It was further arranged that the heads of the Departments of Public Works, Education, Civil Hospitals and Public Health should disburse the contributions for subjects with which they are concerned, and should scrutinise the relevant portions of the Councils' Budgets. Contributions from public revenue to District Funds were enhanced on account of the prescription of minimum rates of pay for all teachers in vernacular schools, according to their qualifications; and by the decision to open two hundred and fifty new vernacular schools annually in the poorer and more backward districts. District Fund roads were not well maintained during the year, mainly owing to the executive difficulty mentioned above. The Councils were generous in their allotment of funds to hospitals and education, but the digging of wells and tanks was the only branch of public health administration to which similar treatment was extended. There was a welcome reduction in the cost of general administration, particularly under the head of travelling allowances.

The Rangoon Corporation, to which a general election was held at the end of 1925, completed the building of the Scott Market, a new and up-to-date bazaar in the centre of the city. The Corporation's attention was focussed on the two great problems of their administration, namely, the provision of an improved water supply, and the safeguarding of the health of the city. The two subjects are closely connected, but the latter is further concerned with the problem of housing a rapidly expanding population. The Corporation decided to explore a scheme for obtaining water from the Yonzalin area, but the magnitude and costliness of the operations which such a scheme would involve led the Local Government to take the preliminary investigation into its own hands. Some slight relief to the housing problem was obtained by the reclamation work of the Rangoon Development Trust; but the main issue was still unsolved. Overcrowding was held mainly responsible for an increase of tubercular disease within the city. Small-pox led to increased activity in vaccination. Otherwise the health of the population was normal, and there was a welcome fall in the rate of infant mortality.

The elective principle was applied to a further number of municipal committees in the province. In many municipalities a progressive spirit

was indicated by the introduction of electric lighting and motor conveyance transport. Expressions of public dissatisfaction with the work of several municipal bodies, leading in one case to the removal of the President, must be taken as a healthy symptom of growing public interest in local affairs.

8. Mention has been made above of the nature of the season and its effect on agriculture. The area planted was much in excess of the previous year, and the area matured was also greater; but for the failure of the late rains the harvest might have well exceeded its predecessor. The greater prosperity of the farmer class was indicated by a much smaller issue of agricultural loans, and by a reduction in the arrears of interest due and in the recoveries suspended. Although the area planted with rice was greater, the crop was light, and the output of unhusked rice was smaller than in the preceding year. There was a continued tendency for groundnut, especially the Spanish type, to displace oil millet in Upper Burma, and for wheat to extend over a wider area. Gram, particularly the Karachi strain, and rubber were also more widely grown; but tobacco suffered from riverine erosion and deficient late rains. The area irrigated was rather less than in the previous year, for though the larger Government canals in the Mandalay, Shwabo and Kyaukse Districts served wider areas, private canals did not come up to expectations, and the areas fed by tanks diminished with the scanty rainfall. Little change occurred in the actual area protected from flood by embankments; but the success which river training work had achieved in the Tharrawaddy District led to a cessation of embankment work on the Yenwe and Sittang rivers, and suggested that a system of river training without embankments may in many cases profitably supersede the older method of protection.

9. The active measures taken during the year for the improvement of agriculture included a reorganisation of the Agricultural Department, and a redistribution of the circles into which the Province is divided for purposes of the Department. New stations were established for experimental work in the growing of tobacco and the conversion of sugar-cane into jaggery. The question of supplying the cultivator with pure seed was partially met by the conversion of grazing grounds into seed farms, and by the establishment of a number of private seed farms, in many cases with the assistance of co-operative societies. By these means no less than eighteen hundred tons of selected seed were distributed to farmers during the year. Progress was made with the establishment of a sericultural farm; and a new departure took the form of starting small poultry farms with imported stock at several agricultural stations. A system of stipends enhanced the attendance at the Agricultural College, Mandalay, where in addition to the instruction of pupils, valuable research work was applied to the various practical problems

which the farmer encounters. The Veterinary Department was kept active by the outbreaks of rinderpest which have been mentioned above. One of its difficulties was a shortage of serum, but extensive inoculations were carried out with success, and there was welcome evidence that this regrettable epidemic, which cost no less than 44,000 head of cattle, has at least had the effect of forcing the cultivator to take a more serious interest in the principles of inoculation and segregation. The determination to purge the co-operative societies of their useless and unprofitable units led to a further disregistration of societies and a decrease in membership. But there was an increase in the deposits of members and in the loans and deposits of non-members. The Provincial Co-operative Bank enjoyed a prosperous year, and it was noteworthy that the proportion of deposits by non-Europeans further increased. Sundry earners' co-operative societies rose in number, and were in a very healthy condition.

10. There was a reduction in the departmental extraction of teak by the Forest Department, which was mainly occupied in the protection and survey of existing forest reserves, in the preparation of working plans, and in the driving of extensive new cart-roads and bridle paths. The output of teak by leasees and licensees rose by over ten thousand tons in each case, and there was a simultaneous increase in the tonnage of teak exported. The timber market was favourable and combined with a general improvement in trade conditions to encourage the extraction of a much greater quantity of reserved woods other than teak. Fuel was cut in slightly smaller quantities, possibly owing to a strike of the Irrawaddy Flotilla Company's steamer employees.

11. The provincial output of petroleum again declined, and its value was well under a crore of rupees. It would appear that the Yenangyang field is becoming exhausted, and the Singu field, which alone showed an increased production of oil, failed to make good the deficiency. On the other hand, the activities of the Burma Corporation resulted in a much greater production of lead and silver from the Baldwin mines, from which over four and three quarter million ounces of refined silver were raised. In addition, the Corporation again produced large quantities of zinc concentrates and of iron ore, the latter being used for smelting. The demise of the long-established Burma Ruby Mines, Limited, which went into voluntary liquidation, marked the culmination of a protracted period of decline in the ruby industry. Though about double the previous year's weight of this precious stone was raised by tributors, the total value of the stones was appreciably less. The amount of coal raised was negligible. Gold production, too, was reduced by a half. But the higher prices ruling for tin led to revived activity, notably at Mergui, and greater quantities were forthcoming. The demand for wolfram was so slight that tungsten was only raised when found in conjunction with tin.

12. No important industrial developments were recorded during the year. There was an all-round increase in the number of factories and of the hands employed, but the increase was generally distributed. Oil-mills rose in number, and the match factories in the Province now number five, which indicates that this new industry is establishing itself. Its sea-borne trade is the index of Burma's prosperity, and the year under review was one of great expansion. The aggregate value of sea-borne merchandise for the year was 60 per cent. greater than in 1913-14. There was a heavy increase in goods imported into the province, the articles which contributed most noticeably being cotton manufactures, lute provisions, hardware, mainly from Japan, motor vehicles, and fuel oils from America and Persia. Of the total imports, the British Empire contributed rather more than half, though less than in the previous year. But these enhanced imports were entirely outpaced by exports, which left the province with a favourable balance of trade amounting to over thirty-eight and a half crores of rupees, the balance against India alone being nearly twelve and a half crores. Among exports, rice naturally took premier place, the quantity, three and a half million tons, being a record for the Province. Other noteworthy exports included raw cotton, paraffin wax, mineral oil, timber and rubber, all of which left Burma in larger quantities than in the preceding year.

13. The increased attention which Government has in recent years given to the development of communications within the province was strikingly productive in the year under review. Fifty-seven miles of new railway were opened to traffic, and construction was in progress over nearly 170 additional miles. Survey work was carried out over a number of proposed new routes. The existing railway system bore a steadily increasing number of passengers, and was worked with satisfactory financial results. Interruptions by flood and accident were less numerous than in the preceding years. Road communications remained under the supervision of the Communications Board. Although the length of metalled and unmetalled roads maintained by the Public Works Department and by local bodies was only slightly increased, existing roads were greatly improved. Nearly fifty lakhs of rupees were spent on original works pertaining to road communications. Of the navigation canals, the Pegu-Sittang canal was closed for a part of the year to permit repairs to lock gates. The Twante canal was in good order throughout the year, and was more extensively used than heretofore for the conveyance to Rangoon of rice and paddy from the now improved waterways of the Delta. The Public Works Department were busily engaged in supplementing or improving the public buildings of the Province, nearly a crore of rupees being spent during the year on original construction. New hospitals were built at Bhamo and Akyab. Great strides were made with the construction of

the new cantonments at Mingaladon, and of the Mental Hospital at Tadagale. At Insein, the construction of the new Government Technical Institute, and of the Criminal Investigation headquarters was pushed forward; while in Rangoon, the new Police Supply Depot was completed, the Health Institute nearly completed, and the improvements to the Dufferin and General Hospitals entered upon their final stages.

14. There was no change during the year in the financial relations between the Central and Provincial Governments; but the provincial contribution to central revenues was reduced by nearly twenty lakhs, of which over six and a half lakhs represented a permanent reduction. There was an increase both in receipts and in expenditure of central revenue. Expenditure was raised by a retrospective enhancement of the percentage charged to central revenues on account of the combined salt and excise establishment maintained by the Provincial Government; larger payments were also incurred on the political administration of the frontiers, notably on the emancipation of slaves, of which mention has been made in a previous paragraph. Central receipts owed their rise to customs dues, which were augmented by heavier imports and exports, and to a more effective administration of income-tax law. Salt revenue was also higher. The rate of duty was unchanged and less foreign salt was actually imported, but large stocks were taken from bond. It was again shown that the local salt industry cannot stand up against foreign competition save in the most favourably situated localities. A decrease in central receipts from opium was due to a revised system of accounting. Although the receipts from Provincial revenues rose by thirteen lakhs of rupees, they failed to keep pace with the rising expenditure. The chief sources of enhanced revenues were forests, income taxes and irrigation. There was a falling off under land revenue. The amount of opium issued to consumers was less by three and a half per cent, and the average consumption per head was also smaller than in the preceding year. Abnormal items of provincial expenditure occurred in connection with the acquisition of land for railway extensions to the new military cantonments at Mingaladon; in the greater cost of administering the newly formed Government Estates; and in carrying out a comprehensive building programme. Education was again the object of a considerably enhanced expenditure.

15. The finances of the Rangoon Corporation were in a satisfactory condition. Ordinary revenue rose by seven lakhs, mainly owing to a larger demand and better collection of rates and taxes; while expenditure, though greater than in the previous year, rose more slowly than income. Expenditure on communications was curtailed, with a reduction of the Corporation's road programme. The loan account of the Corporation began the year with a debit balance of over a crore and a half, and

ended with a deficit of nearly two crores, in consequence of the failure of a loan during the year. It was proposed to borrow forty-five lakhs at six per cent. and the amount was over-subscribed, but as the minimum rate for acceptance had been fixed at Rs. 95 per cent. only tenders of that rate or above were accepted, and the amount of the loan actually raised was just under thirty-nine lakhs. The service funds of the Corporation were not in a satisfactory condition, though their opening debit balances were reduced. In other municipalities, too, the weakness of the various service funds was noticeable. The accounts work in these municipalities was again poor, and there were several instances of encroachment of public funds. The incidence of taxation per head varied from nearly nine and a half to nearly one and a half rupees, with an average of rather more than three rupees twelve annas. The accounts of the Rangoon Government Estate, which is administered by the Rangoon Development Trust, showed an increase of revenue over expenditure which enabled some five and a half lakhs of rupees to be transferred to the capital account. Though receipts from premia fell, there was a considerable increase in the rental receipts of the Trust. On the general development side of its administration, as distinguished from the administration of the Government Estate, the Development Trust during the year raised a loan of six lakhs from Government. Nearly three lakhs were transferred to the capital account, and the outstanding debt to Government stood at forty-eight lakhs at the close of the year. The Rangoon Port Trust Fund had an excess of receipts over ordinary expenditure. The capital account of the Fund was indebted to the public at the end of the year to the extent of over three crores; the reserve fund being just under a crore, and the sinking fund nearly a crore and a half.

16. The death-rate was the lowest recorded for a number of years, but there was also a fall in the birth-rate, and the excess of births over deaths was approximately seventy two thousand. Cholera, plague and levers all caused fewer deaths than in the preceding year; and the only epidemic disease which increased in severity was small-pox, which claimed nearly twice as many victims in urban areas, and threw a great strain on the vaccination department. The rate of infant mortality fell slightly, and public interest in the various societies for the care of infants was more than maintained. "Baby Weeks" were successfully held at eleven new centres; and nine infant welfare societies were affiliated to the Red Cross Society during the year. Attendance in hospitals again increased, but the death-rate among patients remained normal. Six new hospitals or dispensaries were built during the year. In this connexion it is gratifying to note that private donations and subscriptions received during the year for the construction or extension of hospital buildings exceeded a lakh and a half of rupees. In a province where works of merit are a main outlet for a naturally open-handed disposition, it is good to see Burman ladies and gentlemen coming

forward in support of institutions for medical relief. Their growing recognition of the advantages of western medicine will further do much to dispel the suspicion which Government hospitals still evoke in the minds of the less educated classes. With the closing of the Rangoon Medical School, the medical course at the University, which had formerly led to the M.B., B.S. degree, was extended to embrace also the L.M. & S. degree. At the same time new schemes for the training of nurses and midwives were inaugurated at the General Hospital and the Deffen Hospital, Rangoon, where a new Nurses' Home was under construction. There is reason to hope that these measures will eventually provide the Province with an adequate supply of fully trained doctors and nurses of Burmese nationality. The Patient Institute at Rangoon received more patients than in the preceding year, and only one patient died during treatment. In consequence of the success of experiments on the keeping properties of carbolised anti-tubic vaccine, arrangements were made to establish centres for the treatment of hydrophobia at Mandalay, Akyah, and Tavoy, thereby meeting the reluctance of patients to make a long journey to Rangoon for treatment. Sufficient progress was made with the construction of the Tada-U Mental Hospital on the outskirts of Rangoon to enable 150 male patients to be transferred there during the year.

17. In consonance with the policy of devoting an increasing share of the public revenues to the needs of education, the expenditure of the Education Department rose to over one hundred and seventy-two lakhs of rupees, of which less than a fifth was met from fees. Except at the Colleges, there was a rise in the number of pupils in all stages of instruction, the increase being most noticeable in the primary stages. One of the greatest problems connected with primary education is the adaptation to the educational system of the monastic schools, of which there are estimated to be nearly twenty thousand in the Province. The average attendance of pupils at such schools is only a round dozen, which militates against effective supervision; while the monks who conduct these schools are frequently averse to western curricula. Thus less than 7 per cent. of these monastic schools, which enjoy the confidence of the public and to that extent deserve encouragement, accepted Government aid. A further educational problem is to be found in the scarcity of lay teachers, but this difficulty is not insurmountable. A scheme was taken in hand for training two hundred and fifty secondary teachers in a special school at Rangoon; eight elementary training schools were added during the year; and nearly four hundred men and a hundred and seventy women were under training in the Vernacular Normal Schools. National Schools in particular suffered from a lack of qualified teachers. There was a remarkable increase in the number of girl pupils in the Province, mainly in the lower primary standards; it is regrettable that most of the girls leave school before reaching the third standard.

Girls of Mahomedan parents attended schools in markedly greater numbers. Technical education continued to expand in scope and in volume. Mention has been made above of the Agricultural College, Mandalay, and of the extension of the Rangoon University's medical branches, to which five new professors were added during the year. There was a further increase in the number of students at the Technical Institute, Insein, and in the number of pupils studying engineering at the University. Pupils at commercial institutions rose to nearly a thousand; while attendance improved at the evening technical classes held in Rangoon. The Saunders Weaving Institute again deserved notice both for the instruction it afforded at Amarapura and for the demonstrations in improved weaving methods given by its staff in the various districts in the Province.

The University was in a flourishing condition; but the Executive Council pointed out that the lack of endowments makes the University entirely dependent on Government support. In connection with the University system, an Intermediate College was founded during the year at Mandalay. The number of students was, however, small in proportion to the teaching staff, and the cost was thus excessive. Attendance at University College fell, but Judson College continued to increase its numbers and its staff. The University degrees conferred during the year included five B.Sc. degrees in Forestry, conferred for the first time. Ninety-two scholars were studying law at the University, a slightly lower figure than in the preceding year.

18. Politics in Burma do not fill the horizon to the same extent as in India, but some mention may be made of the course of political opinion during the year. On the whole, the Province was politically more peaceful than for several years past. The campaign against the payment of taxes, which had caused so much trouble and unrest during 1924, died down early in the following year, and Burmese political parties were mainly engaged in attacking each other. Two Swaraj parties on Indian models were formed during the year, but the voting at the general elections showed how slight was their hold on popular opinion. A quieter atmosphere was evidenced by the much higher proportion of the electorate which came to the poll compared with the previous general election, when a form of boycott had prevailed. No popular leader of outstanding personality came into prominence during the year. The relations between British officers and the general Burmese public seemed to promise a return to the happy cordiality of earlier years.

PART II

DEPARTMENTAL CHAPTERS

NOTE.—The departmental reports and other references on which this *Report on the Administration of Burma* is based, are noted at the beginning of each chapter. The departmental reports do not all cover the same period. The Reports on the Administration of Civil and Criminal Justice, on the Police and Prison Administration, on the Working of the Registration Department on the Public Health Administration, on Mental Hospitals, and on the Working of the Indian Factories Act, the Return regarding measures adopted for the extermination of Wild Animals and Venomous Snakes, the Reports on Mineral Production and on Hospitals and Dispensaries, and the Report of the Chemical Examiner deal with events which took place within the calendar year 1925. The Reports on the Land Revenue and Land Records Administration, on the Working of the Co-operative Societies Act, and on the Operations of the Department of Agriculture, and the Season and Crop Report, are concerned with the agricultural year from the 1st July 1925 to the end of June 1926. All other reports cover the twelve months of the official or financial year that ended on the 31st March 1926.

CHAPTER I.

PHYSICAL AND POLITICAL GEOGRAPHY.

REFERENCES—

- Quarterly Civil List for Burma, corrected up to the 1st April 1926.
- Season and Crop Report of Burma for the year ending the 30th June 1926.
- Report on the Land Records Administration of Burma for the year ended the 30th June 1926.
- Report on the Civil Veterinary Department (including the Indian Veterinary School), Burma, for the year ended the 31st March 1926.
- Report on the Public Health Administration of Burma for the year 1925.

PHYSICAL.

Physical Features of the Country, Area, Climate and Chief Staples.

For information on this subject reference should be made to paragraphs 1 to 8 of the Report on the Administration of Burma for the year 1921-22.

POLITICAL

Historical Summary.

For information on this subject reference should be made to paragraphs 9 to 18 of the Report on the Administration of Burma for the year 1921-22.

Form of Administration.

For information on this subject reference should be made to paragraphs 19 to 42 of the Report on the Administration of Burma for the year 1921-22, and the paragraph under this head in the Report on the Administration of Burma for the year 1922-24. Since the latter Report was written, there have been further minor changes in several departments of Government. Local industries have been placed under a Superintendent of Cottage Industries, subordinate to the Development Commissioner. The number of Deputy and Assistant Conservators of Forests has been raised to 28; and 3 officers of the Indian Forest Engineering Department are now employed in Burma, an increase of two. Reference will be found in paragraph 74 below to the changes which have been made in the constitution of the Rangon Port Commission.

Character of Land Tenures: System of Survey and Settlement.

For information on this subject reference should be made to paragraphs 43 to 56 of the Report on the Administration of Burma for the year 1921-22.

Civil Divisions of British Territory.

For information on this subject reference should be made to paragraphs 57 to 67 of the Report on the Administration of Burma for the year 1921-22, as modified by the changes recorded in paragraph 2 below.

Details of the last Census: Tribes and Languages.

For information on this subject reference should be made to paragraphs 68 to 75 of the Report on the Administration of Burma for the year 1921-22.

Changes in the Administration.

1. His Excellency Sir Spencer Harcourt Butler, G.C.I.E., K.C.S.I., The Government, proceeded to England on four months' leave on the 5th April 1925. The Hon'ble Sir William Keith, C.I.E., was appointed to act as Governor during that period, his place as Finance Member being filled by Mr. (now Sir James) MacKenna, C.I.E., Development Commissioner. The Hon'ble U May Oung was Home Member throughout the year. The Hon'ble U Monn Gye, Education Minister, and the Hon'ble U Fu, Forest Minister, on the expiry of their term of office, resigned their appointments in December 1925 after the general election, and were succeeded by the Hon'ble Dr. Ba Yin, M.B., Ch.B., and the Hon'ble Mr. Lee Ah Yee, Barrister-at-Law.

CHANGE IN THE ADMINISTRATION.

2. Revenue and General Administration.—The Putao District was amalgamated with the Myittha District during the year. A slight territorial change followed a revision of the boundary between

Administrative
Territorial Changes

the Maymyo Subdivision of the Mandalay District and the State of Hsipaw in the Northern Shan States. In June 1925 the partition of the Province into Commissioners' Divisions was again revised. The Rangoon Division was abolished, the Rangoon Town District being placed under the direct control of the Local Government and the Irrawaddy and Hanthawaddy Districts being transferred to the Pegu Division, which in turn restored the Toungoo District to the Tenasserim Division and the Thayemyo District to the revived and enlarged Magwe Division. The North-West Border Division was renamed the Sagalay Division, and was reconstituted by the exclusion of the Pakokku District, the Pakokku Hill Tracts and the Chin Hills and by the inclusion of the Bhamo and Myittha Districts. The Mandalay Division gave up the Mohn and Magwe Districts which, with the Thayemyo, Patheingyi and Chin Hills Districts and the Pakokku Hill Tracts constituted the Magwe Division. The North-East Frontier Division was abolished, and a new division, known as the Federated Shan States, was formed, comprising the Northern and Southern Shan States. As a result of these changes the Commissioners' Divisions became eight in number, namely, Arakan, Pegu, Irrawaddy, Tenasserim, Magwe, Mandalay, Sagalay and the Federated Shan States.

Judicial Administration.—*Pari passu* with the changes outlined above the Province was divided into twenty-three Sessions Divisions, the main changes being the creation of a new Arakan Division, comprising the Kyaukpadaung and Sandoway Districts and the Hill District of Arakan; and the appointment of separate District and Sessions Judges for the Mandalay and for the Myaungmya Districts, which had hitherto formed one District Judge's charge.

3. Home and Political Department.—A post of Deputy Secretary to Government was created with effect from April 1925. In consequence of the abolition of the Putao District, the post of Deputy Commissioner, Putao, ceased to exist from the 15th April 1925. From the beginning of June 1925 the appointment of Commissioner, North-East Frontier Division, was replaced by an appointment of Commissioner, Federated Shan States, with headquarters at Taunggyi; the Commissioner is also Superintendent and Political Officer of the Southern Shan States.

Police Department.—The reconstitution of Eastern and Western Ranges into a Northern, a Southern and a Delta Range, the last named being temporary, involved the creation of a temporary appointment of Deputy Inspector-General. Eight temporary appointments of Deputy Superintendent of Police were created to combat crime and to make up for a shortage in the cadre of Imperial Police Officers.

Public Works Department.—An appointment of Chief Engineer and Secretary to Government for Roads was created from the 1st February 1926; and from the 14th October 1925 a new appointment of Financial Adviser, Public Works Department and Joint Secretary to Government, Finance and Public Works, was instituted.

Industries Department.—The Inland Trade Registration Department was abolished from the end of March 1926. Further information on this point will be found in paragraph 115 below.

Relations with Tributary States and Frontier Affairs.

(i) Shan and Kachin States.

[Federalized Shan States, including Northern and Southern Shan States, the Northern States, area 26,156 square miles, population 365,731; 25 Eastern Shan and 36,157 square miles, population 47,918. Kachin and Jaintia States, area 2,680 square miles, population 42,750. Indian Rs. 4,137. Prome, Mandalay, Thabeikkyin, and the southern areas, population 7,267, Indian Rs. 800. Sanching, Hsiao-ching, Kungku, Kungku, area 187 square miles, population 1,097, Indian Rs. 100. Mandalay (Kachin) or Shan States, area 200 square miles, population 1,022, Indian Rs. 7,435.]

4. The year was peaceful in the Federalized Shan States. A separate Commissionerhip for the Provinces, with headquarters at Taunggyi, was created from the 1st July 1925. During the year, the Commissioner also held the post of Head Education Officer. Two new Public Works Assistants arrived from Europe, and the headquarters of the Chief Public Works Officer were transferred from Maymyo to Taunggyi, where new public offices and official residences were under construction. Three Chiefs died during the year, the Nyaung-yein of Yonjan, the Myaw of Kengtung, whose State was amalgamated with Kachai Mansan, and the Suroh of Tawngpeng.

His Excellency Sir Harcourt Butler, G.C.I.E., K.C.S.I., held a Durbar at Nosh Hsonwi, and invested Sao Hton, the new Saopha of that State with his sword. His Excellency also visited Nosh Hton, on the Northern Chinese Frontier, the first occasion in history of such a visit by the head of the Province.

At the opening of the Federal Council Meeting in December 1925 the Commissioner held a Durbar at Taunggyi. The Council, which lasted five days, was a continued proof of the interest taken by the Chiefs in the administration of the Federalized departments. The annual meeting of Frontier Officers was held at Nawngnam in January, and proved satisfactory. A tour of disputed areas on the Frontier was made by His Majesty's Consul at Tengyueh, the Superintendent, Northern Shan States, and the Assistant Superintendent, Kachai, who framed proposals which were laid before the Government of India. Relations with French Indo-China and with Siam continued to be cordial. The Commissioner passed through Kengtung and visited Chiengmai and Bangkok, where frontier affairs were discussed with the Siamese officials. The Assistant Superintendent, Kengtung, met a Chinese official on the border of Kengtung, where they repaired a boundary pillar.

Crime as a whole decreased, though some localities showed a disquieting increase. The Police dealt with 2,602 cases, or 34 less than in the previous year. There were no serious epidemics among the people, whose health was generally good. Crops were very fair in the South, but in the North fell to 75 per cent of the normal. Disease, particularly rinderpest, took very severe toll of the cultivators' plough cattle. Trade and industry were depressed, and traders in fact suffered especially severe losses from a collapse of the market. Mineral production was well sustained. Forest revenue showed a surplus of Rs. 985 lakhs, slightly less than in the previous year.

Educational progress continued, and the number of pupils increased from 7,485 to 8,556, including 657 in the six Anglo-Vernacular schools. Hospitals and dispensaries proved increasingly popular. A Lepet Asylum was started at Kengtung.

5. Nothing occurred during the year to disturb the peace of the Siamese frontier; and the internal conditions of Karenni were quiet and prosperous. Criminal cases fell from 166 in the previous year to 152, and there was only one violent crime, a murder. With a good rainfall and good crops, particularly of maize, sesamum and cotton, the revenue rose from Rs. 128 lakhs to Rs. 213 lakhs. Forest revenue was the main source of income; it was noted, however, that the present system of management is likely to lead to exhaustion of the forests. General expenditure rose slightly to Rs. 193 lakhs, of which Rs. 29 lakh was spent on public works, and most of the balance on administrative charges. The Mawoh mines with a staff of eleven Europeans, were in good working order, and their output increased; but transport was still their main difficulty. The health of the people was good. The Lohaw hospital did a useful year's work. The Roman Catholic and the American Baptist Missions continued their valuable educational work.

6. The Thaugdut and Kanti Laws and Criminal Justice Order, 1926, was issued towards the close of the year. In consequence of a raid on Mepoh by Nagas from Hwekum, an expedition of 75 rifles was sent under a Political Officer to the unadministered area in January 1926. The column met with a prolonged and unexpectedly stubborn resistance in which the raiders were known to have suffered 27 casualties, together with a quantity of timber and grain. Casualties on the British side were confined to wounds caused by *fanjies*, bamboo spikes buried in the ground, and to the accidental death of one cooly, who disobeyed orders and got into the firing line.

(iii) The Chin Hills.

[The Chin Hills District: area approximately 7,550 square miles, population 110,279. The Pakökku Hill Tracts: area approximately 3,100 square miles, population 25,799. The Hill District of Arakan: area approximately 3,000 square miles, population 10,914. Tracts in the Upper Chindwin, Arzob and Kyauksegy Districts.]

7. In the Chin Hills proper the year was generally one of peace and prosperity. Crops were mainly good, and the health of the people satisfactory. An attempt was made in September 1925 to cause unrest by the introduction from Burma of political agitation in the Tashon Tract, the form assumed being refusal to obey orders of the tribal chiefs or to maintain village communications; but the agitation rapidly subsided on steps being taken to punish the responsible village headmen. About the same time the tribal chief of the Kanhaw tract was the subject of an attempt to refuse his customary dues and to dispute his title to certain lands; but the ringleaders quickly responded to disciplinary treatment. With the exception of the above incidents the year was untroubled. Education made progress, and particular interest was taken in demonstrations of improved methods of weaving. The Public Works suspension bridge over the Manipur river was completed. Recruitment was popular in the Tiddim Subdivision, but not in the Falam and Haka Subdivisions. No difficulty was encountered in the newly administered area.

In the Pakökku Hill Tracts two men were murdered as a result of an ancient and complicated village feud of fifteen years standing. This event took place in the area administered only since 1922, and it was

not possible to bring the murderers to justice. Though a substantial punitive expedition was directed against their village. In the rest of this area tribute was freely paid and no troubles were encountered. Over the Tracts as a whole, crime was slight, and crops were satisfactory. There were two Government aided schools in the Tracts, a third being closed down during the year for lack of local interest. The petty inter-village raids which occurred in the Hill District of Arakan call for no special comment, and the year there was generally uneventful.

(iii) *The Kachin Hill Tracts.*

(*Tracts in the Myittha and Bhamo Districts.*)

8. In pursuance of the policy laid down in 1925 by His Excellency the Governor for the abolition of slavery in the Hukawng Valley and the suppression of human sacrifice in the Naga Hills, an expedition comprising four Civil Officers and two Assistant Commandants of Military Police was despatched to the Hukawng Valley, and arrived at Mainghwan early in December 1925. The expedition, by splitting into three columns, was able to visit every part of the Valley. It had been arranged that where a liberated slave elected to remain in the valley the compensation should be paid to the late owner as a free gift; but if the slave left the Valley and settled in administered territory, the price of his liberation was to be recovered from him in the manner prescribed for the recovery of agricultural loans. The total number of slaves released was 3,445, and the cost of liberation Rs. 1.96 lakhs, of which Rs. 23 lakh was regarded as recoverable. In addition, agricultural advances and subsistence allowances were given in the more needy cases. Of the slaves freed, only 443 were reported to have left the Valley; they settled mainly in the Mogaung and Kamsang Subdivisions. Those remaining in the Valley seemed reluctant to bestir themselves in their own support. Thirty-seven of the Naga chiefs were met and questioned regarding the practice of human sacrifice; and thirty-four of them undertook to abandon the practice unconditionally.

The peace of the frontier was broken only by one raid in the Bhamo District, where a party of Shan Chinese, who had formerly lived in British territory, recrossed the border and killed their late headman and another villager. They were arrested and condemned to death. In the Triangle survey work was continued. There was the usual difficulty in settling border disputes for this area, and reprisals were the consequence, one being a murder in Mogaung. The Kanaik Dawa resumed control of the jade mines on extinction of the debt for which he had formerly ceded them; but conditions in China were against the trade. An important change in Excise administration was involved in the extension of the opium shop system to all Hill Tracts. But the consequent attempt to control smuggling seemed to be beyond the capacity of the Excise staff employed. Poppy cultivation was still reported from the Sanggham and the Putao Subdivisions. Five new schools were opened in the Myittha Hill Tracts; and further good reports were received of the carpentry and blacksmith classes at Bhamo and Lamaibaing.

Condition of the People.

9. The health of the people was generally better than in 1924. The death-rate was lower both for urban and for rural areas. Deaths from cholera were only a quarter as numerous, and there was also a decline

CONDITION OF THE PEOPLE

In the number of deaths from plague, typhus and dysentery. On the other hand, there was an increase in outbreaks of small-pox which claimed fifty per cent. more lives than in 1924. The harvest was not so good as in the previous year, because, though the early and middle rains were punctual and adequate, the late rains failed over most of the Province, with the result that though a much larger area was matured, crops of all important kinds were light. Harvest prices for paddy and abundant riced slightly higher than in the previous year; but cotton prices were low. There was a heavy mortality of plough cattle from malarial fever, which took particularly severe toll in the Northern Shan States. The ease with which revenues were collected indicated that the year was on the whole one of average prosperity.

CHAPTER II.

ADMINISTRATION OF THE LAND

REFERENCES—

- Report on the Land Revenue Administration of Burma during the year ended the 30th June 1925.
Report on the Land Revenue Administration of Burma for the year ended the 30th June 1926.
Report on the working of the Rangoon Development Trust for the year 1925-26.
Agricultural Statistics of India, Volume I.

Realization of the Revenue

10. No change was made during the year in the Land Revenue Act applicable to Upper and Lower Burma. But a new section 43A, was added to the Lower Burma Town and Village Local Act, empowering the Local Government to attach to the breach of any rule under the Act, in addition to any other consequences that may arise from such breach, a punishment not exceeding one month's imprisonment or Rs. 200 fine or both, on conviction before a Magistrate. The rules regarding Government Rentes under the Lower Burma Land and Revenue Act were revised. A new Chapter containing Directions for the constitution and administration of Government Estates was added to the Land Revenue Directions. These Directions were also amended in order (i) to regularise the Upper Burma practice, which had been followed in the Thabeikye District for many years, of exempting from assessment cropped areas on which the outturn was less than one-fourth of the average outturn, and (ii) to authorise the Burma Railways Company to collect *halves* tax from coolies employed on railway construction in Upper Burma. Chapter XVII of the Directions, relating to the grant of certificates enabling legal practitioners to appear before Revenue Officers in Upper Burma, was cancelled in consequence of the repeal of section 13 of the Upper Burma Land and Revenue Regulation, 1889. The Fishery Rules regulating the use of fishing implements were revised and the Directions were amended so as to ensure prompt action when a fishery licensee defaults in payment, and to encourage village headmen to take an active part in collecting license fees. The Directions under the Mineral Concessions Manual were amended so as to dispense with the necessity of providing in the articles of association of a company or corporation a definition of its British status provided the nationality of the majority of the directors and of all managing agents, secretaries and local general managers is shown to the satisfaction of the Local Government to be British.

11. The total demand of Land Revenue proper, including the amount collected as cess and impost, was Rs. 5,38,72 lakhs, a decrease of Rs. 2,22 lakhs over the previous year. It, however, fell short of Rs. 2,82 lakhs representing cess, which was traditionally levied against the Pegu District in the previous year's figures, inasmuch as the year's demand showed a decrease of Rs. 2,72 lakhs only. New settlement rates of revenue were introduced in parts of the Patheingyi, Magway and Mandalay Districts. The revised rates were calculated to produce an annual increase of Rs. 2,10 lakhs. The total amount realized during the year amounted to Rs. 8,27 lakhs, against Rs. 7,88 lakhs in the previous year and Rs. 17,27 lakhs in 1923-24. The total collections of land revenue in the Agricultural year amounted to Rs. 3,20,81 lakhs or Rs. 4,91 lakhs less than the preceding year, owing to the excess against Pegu. The outstanding at the end of the year were Rs. 3,13 lakhs, compared with Rs. 4,19 lakhs in the previous year.

12. There was a very gratifying decrease in the number of coercive processes issued during the year; and the revenue to which they related increased to Rs. 19,16 lakhs, against Rs. 28,69 lakhs in the preceding year and Rs. 28,02 lakhs in 1923-24. The amount actually collected by this method was Rs. 13,49 lakhs. There was a decrease in the number of every kind of coercive measure. The most noticeable decrease was under "persons committed to jail". Warrants of attachment of immovable property were issued in 10,302 instances, and warrants of arrest against 8,994 persons. Property was sold in 1,609 instances against 4,676, and 19 debtors were committed to jail against 315 in the previous year. A large number of warrants of arrest was issued in the Akyab (668), Tharrawaddy (1,438), Hanthawaddy (621), Henzada (1,713) and Toungoo (598) Districts. Henzada was the only district where a large number (571) of sales of property took place.

Surveys.

13. Four Government of India survey parties were at work during the year, including the Forest Party. Principal triangulation was begun by No. 15 Party round Rangoon, for the preparation of a new large scale map of the city; no triangulation work had been carried out in that neighbourhood since 1875, when minor work was done. No. 11 Party carried out topographical surveys on the 1" and 4" scales over 2,549 square miles in the Thabein and Amherst Districts, and triangulated 1,640 square miles in advance. In the Sandawey, Henzada and Bassein Districts No. 10 Party made a topographical survey of 2,752 square miles on the 1" and 2" scales; the same party also carried out a survey of eight square miles on the 4" scale in the Northern Shan States, about 190 square miles on the 1" scale in the Triangle on the northern frontier, and triangulation in the Bassein and Myingyan Districts. The Forest Party worked in the Magwe, Matikha, Yangon, Pynnana, Allamya, Prome and North Toungoo and North Pegu Divisions during the year. Their operations included the theodolite traverse of 321 square miles; linear traverses of 645 miles, and boundary survey on a four-inch scale of 79 linear miles. Ordinary forest survey

on a four-inch scale covered 253 square miles, and 122 square miles on a 2" scale. Survey of India sheets published during the year numbered 41 on a one inch, 26 on a half inch scale, some of which related to the Assam and Siam frontiers land; and three degree sheets on the quarter inch scale of land near the frontiers of Assam and Tibet. Tidal surveys were continued at Rangoon and Bascoia, where the observations and tide gauges were examined and corrected.

14. The necessity of replenishing stocks of survey sheets, and the need for revision survey preparatory to resettlement led to greatly increased activity in the Provincial Survey Department. The special survey party worked mainly in the Myittha, Upper Chindwin, Tharrawaddy and Ma-ubin and Paga Districts, where they traversed 304 square miles in resurvey, and made cadastral survey of 301 square miles. They further carried out cadastral revision survey over 9 square miles, and 286 miles of original traverse and 215 square miles of original cadastral survey. The total provincial establishment, including the special party, was responsible for 578 square miles of traverse in resurvey, against 290 square miles in the previous year, 1,433 square miles of cadastral resurvey, 810 square miles of cadastral revision survey, with original traverse of 335 square miles and original cadastral survey of 276 square miles. All these figures are considerably in excess of the previous year's accomplishment.

Surveys by Provincial Agency: Extension and Revision Surveys.

15. The local staff carried out cadastral survey over 145 square miles in the towns of Atyab, Kyaukpyn, Amherst and Minbu, the most extensive area surveyed being in Kyaukpyn Town where the operations covered 79 square mile. Seventeen areas under mining lease were surveyed, 47 square miles being brought under traverse. In the Thabon District 4 square miles of land under mining lease were cadastrally surveyed. The special survey party traversed 15 square miles of mining leased land in the Mergui, Tavoy, Pakokku and Upper Chindwin Districts.

Town Surveys, and Surveys of Leased Areas.

Settlements.

16. Settlement procedure was revised during the year, and remodelled on the old lines, from which there had been a departure on the recommendations of the Revenue Committee in 1922. Operations were carried on in the Pyapon, Mandalay and Katha Districts; and on the completion of the two former, parties were moved to the Ma-ubin and Yamethin Districts, where fresh operations were begun. Original operations were started in the Mamauk Tract of the Pegu District, and preliminary work was undertaken in the Upper Chindwin District. Effect was given during the year to the changes involved by the settlement operations in the Pyapon and Mandalay Districts, and in the Labutta Township of the Myanugmya District, where a small area had been already settled.

17. The gross result of consequent revision of rates of land revenue and *thathameds* was an increase of Rs. 710 lakhs, or 22 per cent. in the demand. The application of revised rates to five tracts in the Pyapon District involved

Financial Results.

a gross revenue of Rs. 4.42 lakhs, an increase of 19.4 per cent. New rates were applied at various dates during the year to the areas of the Mandalay District of which settlement had been completed, and resulted in an increased demand of Rs. 66 lakh, or 13.69 per cent. The percentage of increase for the Mayayo Township of that District was 29.3. In the Labutta Township, Myaungaya District, the estimated increased demand was Rs. 66 lakh, an increase of 108 per cent. The total cost of all settlement parties for the year was Rs. 3.54 lakhs.

Land Records.

18. The area under supplementary survey, for which complete land records are maintained, rose by 44,000 acres to 32.12 million acres, including urban areas. The increase was partly due to bringing a number of kwins in the Upper Chinwin District under supplementary survey for the first time; and partly to revision of figures by settlement operations. Good harvests and copious early rains caused the occupied area to rise by 17 million acres, and the cultivated rural area by nearly the same figure. But the later rains belied the early promise, and the assessed area was only eight thousand acres greater than its predecessor, though still the highest figure for several years.

19. The total cost of the survey establishment for the year was Rs. 25.46 lakhs, an increase of Rs. 78 lakh. The cost of the subordinate establishment was materially lowered by a reduction of strength, but the economy was more than covered by increased charges for the special survey party, and for superintendence. The average percentage of the cost of survey to the total assessment rose slightly from 2.57 to 5.99, the same figure as in 1923-24.

20. At the end of June 1925, the survey school at Bassein was closed down and a central survey school, attached to the special survey party, was established at Shwebo. Other schools were maintained at Prome, Moulmein, Kyaikse and Minbu. Simultaneously with the establishment of the central survey school, the value of scholarships was enhanced, with the result that there was a large increase in the number of candidates. Out of 123 applicants, 84 of whom were admitted, only 47 persisted or survived the preliminary practical tests. There was, however, a further improvement in the qualification of candidates, the number who had passed the VIIIth Standard being 79 per cent against 63 per cent in 1923-24. Of the 47 students under training at the end of the year, 24 held scholarships, four were given special exemption fees, and 19 were paying fees. Economies in establishment were to be set against the augmented cost of scholarships, and the total additional cost of training was only Rs. 1,297 for the year. The attendance and conduct of students were generally satisfactory. Reductions in the survey staff of many districts militated against an extension of the apprentice system; but in Upper Burma a number of apprentices, paid and unpaid, were officiating as surveyors. One member of the Indian Civil Service, one of the Burma Frontier Service, six of the Burma Civil Service, and sixty-seven of the

Subordinate Civil Service underwent land records training during the year at the hand of Superintendents. Ten probationers of the Land Records Service were under training, half of them being recruits.

21. The total area sold during the year was 566,420 acres more than thirty-two thousand acres greater than in the previous year, the increase being mainly confined to Lower Burma, where there was occasional speculative buying. The greatest increase occurred in the Pegu District, where the area sold was 61,943 acres, or 16,583 more than in 1924-25; and in Tharrawaddy where the figure rose from twenty-one to thirty-eight thousand acres. The figures relating to mortgages are not available.

Transfer of Land

than thirty-two thousand acres greater than in the previous year, the increase being mainly

confined to Lower Burma, where there was occasional speculative buying.

The greatest increase occurred in the Pegu District, where the area sold was 61,943 acres, or 16,583 more than in 1924-25; and in Tharrawaddy where the figure rose from twenty-one to thirty-eight thousand acres. The figures relating to mortgages are not available.

Waste Lands.

22. The rules for the constitution and administration of Government Estates were revised during the year. Under the revised rules investigations were held into the possibility of constituting as Government Estates (1) areas in the Pogwe Tract of the Myaungmya District, (2) areas in the Myitnaka Valley of the Tharrawaddy District, (3) the closed *hmas* on the Pyuntaza Plain, (4) grazing grounds and the accretions thereto in the Kyauktan Township of the Hanthawaddy District, (5) the Yandoon Island Colony area, (6) a portion of the land acquired for the construction of the Twante Canal, and (7) four areas allotted to Co-operative Societies now in liquidation in the Sittang Colony area. The extent of the occupied area in the Pogwe Tract made it impossible to constitute a Government estate there, and the proposal was abandoned. In the Myitnaka area, too, the occupancy was found to be much more extensive than was anticipated, and it was decided to withdraw the proposal to form a Government estate in respect of two main circles measuring some 69,000 acres, and to postpone a decision with regard to the remainder of the area pending its further examination. Of a total of 86,300 acres in the Pyuntaza Plain, an area of 54,400 acres will it is expected, be notified as a Government estate. The grazing grounds in the Hanthawaddy District, the four areas of the disregistered Co-operative Societies in the Sittang Colony, and the Twante Canal area were during the year, declared to be Government estates. The older colonies remained grouped as before, and the balances of Government loans outstanding against them at the end of the year were:—Sittang Rs. 282 lakhs, Pyuntaza Rs. 72 lakhs, Yandoon Rs. 36 lakhs and Myitnaka Rs. 151 lakhs. The position of the Co-operative Societies in the Pyuntaza area was still insecure; but the land allotted to them seems likely to become more valuable in the near future, as a result of drainage operation in progress during the year. The land of these societies will be included in the Pyuntaza Government Estate.

23. The total area granted or leased for cultivation decreased by 5,305 acres to 21,415 acres. An area of 1,934 acres was leased in the Pegu District, of which 772 acres were given to men with war service. Large areas were granted for rubber cultivation in the Thabon, Amherst and Mergui Districts. In the Toungoo District an area of 510 acres was granted for *kafok* cultivation. Three grants, comprising an area of 379 acres, were issued in the Amherst District for cocoanut cultivation.

Grants and Leases for cultivation

5,305 acres to 21,415 acres. An area of 1,934 acres was leased in the Pegu District, of which

772 acres were given to men with war service.

Large areas were granted for rubber cultivation in the Thabon, Amherst and Mergui Districts. In the Toungoo District an area of 510 acres was granted for *kafok* cultivation. Three grants, comprising an area of 379 acres, were issued in the Amherst District for cocoanut cultivation.

24. The area granted free of revenue during the year for religious purposes increased from 149 acres to 221 acres, and that granted similarly for public purposes increased from 28 acres to 71 acres. There were no grants of special importance. The area granted or leased as an appanage of the office of village headman was 285 acres. The total value of assignments of land revenue during the year was Rs. 477.

Revenue from Grants and Assignments of Land Revenue.

Government Estates and Wards' Estates.

25. As in previous years, the Rangoon Government Estate was administered by the Rangoon Development Trust on behalf of Government. There was no important alteration in the area of the Estate, which consisted of three portions. A resurvey resulted in a slight decrease in the composed area. The Government Estate proper consisted of 3,166 acres, rather more than four and a half acres less than in the previous year, an area of approximately that extent having been sold or transferred. The second area, the Kokine Estate, covered 451 acres, a strip of nearly three acres being given up by Government for a road. This Kokine Estate was let out for grazing at a rental of Rs. 2,500 for the year. The third component part, the Dawbon Estate, was reduced by the restoration to its former owners of 875 acres which had formerly been acquired. The balance of the Estate was let out for cultivation on a yearly lease, for Rs. 26,500. In all, the revenue of the Estate was Rs. 14'27 lakhs, and its administrative expenditure from current revenue Rs. 8'82 lakhs. An account of the financial position of the Estate will be found in paragraph 147 below. It was necessary to take coercive action against some of the tenants who had refused either to leave the premises or to pay their arrears of rent; but on the whole the revised rental policy, to which a reference was made in the Report of last year, proved acceptable to the generality of tenants, and over a lakh of rupees were recovered of the arrears of rent. The total rents collected during the year were Rs. 13'20 lakhs, which, deducting the arrears above mentioned, was in excess of the previous year's figure. The total expenditure on works both on capital and on revenue accounts was Rs. 7'26 lakhs, of which Rs. 1'50 lakhs were spent on reclamation, notably in the Tamwe Circle, the Tiger Ally Triangle, and the Leads-downe-Mayo areas. Internal equipment cost Rs. 2'98 lakhs, and water equipment Rs. '27 lakh. There was a general slowing down in expenditure on works in accordance with the financial policy of the Trust.

Rangoon Estate

26. The areas which were declared to be Government Estates during the year under review are mentioned in paragraph 22 above. There are no wards' estate in Burma.

Other Government Estates

Revenue and Rent-paying Classes.

27. The total occupied area under supplementary survey was 18'37 million acres of which non-resident non-agriculturalists held 2'45 million acres and non-agriculturalists resident in the locality one million. There was an increase both in Upper and in Lower Burma of

Area held by Agriculturalists and Tenancies.

the areas occupied by agriculturalists, but the increase was merely a consequence of more land being brought under cultivation as a result of the previous good harvests. The non-agriculturalist continued to extend his grip on the land, and for the whole province he was, at the close of the year of review, in occupation of 19.0 per cent. of the total area, against 18.7 per cent. in the previous year. The figures for Lower Burma were 26.9 and 26.6 per cent. respectively. Speculation in land led to an increase of 17,779 acres in the land occupied by resident non-agriculturalists in the Maubin District. On the other hand, there were again in the Pakokim District, that the agriculturalist was regaining his own. There was an increase during the year of over ten thousand acres in the land held by non-agriculturalists in the Tharrawaddy and in the Hsenin Districts.

The good harvests of the preceding year encouraged landlords to insist on a full fixed rent. The area let on such rents was 4.15 million acres in Lower and 2.2 million acres in Upper Burma. The total for the Province increased by .25 million acres, the greatest increases occurring in the Pega, Pyawon and Toungoo Districts. There was a corresponding decrease in the areas let at privileged rents, or on share or partnership. On the whole the relations between landlord and tenant were satisfactory.

CHAPTER III.

PROTECTION.

REFERENCES—

- Report on the Police Administration of Burma for the year 1925.
Report on the Rangoon Town Police for the year 1925.
Returns showing the results of measures adopted in Burma with a view to exterminating Wild Animals and Venomous Snakes during the year 1925.
Report on the Administration of Criminal Justice in Burma for the year 1925.
Report on the Prison Administration of Burma for the year 1925.
Report on the Administration of Civil Justice in Burma for the year 1925.
Report on the Administration of the Registration Department in Burma during the three years 1923 to 1925.
Report on the Working of the Indian Companies Act in Burma for the year 1925-26.
Review of the Reports on the Working of District Councils in Burma during the year 1925-26.
Report on the Municipal Administration of the City of Rangoon for the year 1925-26.
Review of the Reports on the Working of Municipal Committees in Burma (except Rangoon), during the year 1925-26.
Burma Lights Report for the year 1925-26.
Administration Report of the Public Works Department, Burma, Buildings and Roads Branch, for the year 1925-26.
Administration Report of the Commissioners for the Port of Rangoon from 1st April 1925 to 31st March 1926.
Annual Statement of the Sea-borne Trade and Navigation of Burma with Foreign Countries and Indian Ports for the official year 1925-26, Part III, Shipping.
Report on the Maritime Trade and Customs Administration of Burma for the official year 1925-26.
Annual Statement of the Sea-borne Trade and Navigation of British India with the British Empire and Foreign Countries, Volume II.
Annual Statement of Coasting Trade and Navigation of British India, Statistical Abstract for British India, Volumes I, III and IV.
Report on Government Steamers, Vessels and Launches in Burma for the year 1925-26.

Legislative Authority.

The history and constitution of the legislative authority of the province are described in paragraphs 103 to 106 inclusive of the Report on the Administration of Burma for the year 1921-22.

Course of Legislation.

28. This Report covers the period from 1st September 1925 to 31st August 1926. Of the Bills referred to in the report of the last year, viz. (1) the Burma Rural Self-Government (Amendment) Bill, 1925 (non-official), (2) the Burma Expulsion of Offenders Bill, 1925, (3) the Rangoon University Building Trust Bill, 1925, and (4) the Rangoon Rent Bill, 1925 (non-official), the first was withdrawn, and the second, third and fourth were passed into law as Burma Acts I of 1926 and VII and IX of 1925, respectively. During the year under report eleven Bills were introduced in the Council, viz. (1) the Burma Excess (Amendment) Bill, 1925, (2) the Burma Rural Self-Government (Amendment) Bill, 1925, (3) the Rangoon Police (Amendment) Bill, 1925, (4) the Lower Burma Town and Village Lands (Amendment) Bill, 1925, (5) the Rangoon Port (Amendment) Bill, 1925, (6) the Burma Registration of Adoptions Bill, 1925, (7) the Burma Courts (Amendment) Bill, 1925, (8) the Burma Medical (Amendment) Bill, 1925, (9) the Burma Outports (Amendment) Bill, 1925, (10) the Burma Forest (Amendment) Bill, 1925, and (11) the Expulsion of Offenders (Amendment) Bill, 1925. Of these only the second, third, fourth and fifth passed into law as Burma Acts XI, VIII, X and XII of 1925, respectively, during the period under report.

These Acts are dealt with below in the order of publication.

The Rangoon University Building Trust Act, VII of 1925, was enacted in order to provide for the creation of the buildings required by the University of Rangoon and its Constituent Colleges on the site which has been secured for that purpose. The Act is intended to entrust control of all these buildings to one body specially constituted for the purpose, and to secure to that body a sufficient supply of funds, so that building operations may be conducted on sound commercial principles without danger of interruption for lack of money.

The Rangoon Police (Amendment) Act, VIII of 1925, aimed at giving the police power to arrest suspicious persons found lurking in the vicinity of dwelling houses at night, or persons behaving in a way likely to cause a breach of the peace or a public nuisance.

The Rangoon Rent Act, IX of 1925, was enacted with the object of remedying certain defects which had been experienced by the original Act.

The Lower Burma Town and Village Lands (Amendment) Act, X of 1925, empowered the Local Government to attach to the breach of any rule made under the Lower Burma Town and Village Lands Act, 1896, a punishment not exceeding one month's imprisonment or a fine of Rs. 200, or both, on conviction before a Magistrate.

The Burma Rural Self-Government (Amendment) Act, XI of 1925, was enacted to obviate the necessity of amending Schedule I of the Burma Rural Self-Government Act, 1921, whenever a change is required in consequence of the redistribution of Civil Divisions and Districts in Burma.

The Rangoon Port (Amendment) Act, XII of 1925, increased the representation of Burmese and Indian interests on the Rangoon Port Trust, and brought the Trust into line with the Calcutta and Bombay Port Trusts as regards power to sanction new works.

The Burma Expulsion of Offenders Act, I of 1926, was designed to enable the Government to expel from Burma persons who are convicted of certain criminal offences or who are ordered to furnish security for good behaviour or against whom an order of restriction is made, if such persons do not belong to Burma either by birth or domicile.

29. The undermentioned Acts affecting Burma were passed by the Indian Legislature during the year 1925—

General Acts affecting
Burma.

General Acts of 1925.

- XX.—The Code of Civil Procedure (Amendment) Act, 1925.
- XXI.—The Religious Endowments (Amendment) Act, 1925.
- XXII.—The Salt Law (Amendment) Act, 1925.
- XXIII.—The Legislative Members Exemption Act, 1925.
- XXV.—The Bamboo Paper Industry (Protection) Act, 1925.
- XXVI.—The Indian Carriage of Goods by Sea Act, 1925.
- XXVII.—The Opium (Amendment) Act, 1925.
- XXVIII.—The Provident Funds (Amendment) Act, 1925.
- XXIX.—The Indian Penal Code (Amendment) Act, 1925.
- XXX.—The Indian Limitation (Amendment) Act, 1925.
- XXXI.—The Coal Grading Board Act, 1925.
- XXXIII.—The Criminal Tribes (Amendment) Act, 1925.
- XXXIV.—The Cotton Transport (Amendment) Act, 1925.
- XXXVI.—The Indian Ports (Amendment) Act, 1925.
- XXXVII.—The Repealing and Amending Act, 1925.
- XXXVIII.—The Transfer of Property (Amendment) Act, 1925.
- XXXIX.—The Indian Succession Act, 1925.

General Acts of 1926.

- I.—The Small Cause Courts (Attachment of Immovable Property) Act, 1926.
- II.—The Code of Criminal Procedure (Amendment) Act, 1926.
- III.—The Government Trading Taxation Act, 1926.
- IV.—The Guardians and Wards (Amendment) Act, 1926.
- V.—The Indian Lunacy (Amendment) Act, 1926.
- VI.—The Code of Civil Procedure (Amendment) Act, 1926.
- VII.—The Indian Naturalization Act, 1926.
- VIII.—The Steel Industry (Amendment) Act, 1926.
- IX.—The Insolvency (Amendment) Act, 1926.
- X.—The Code of Criminal Procedure (Second Amendment) Act, 1926.
- XI.—The Promissory Notes (Stamp) Act, 1926.
- XII.—The Contempt of Courts Act, 1926.
- XIII.—The Indian Registration (Amendment) Act, 1926.
- XV.—The Legal Practitioners (Amendment) Act, 1926.
- XVI.—The Indian Trade Unions Act, 1926.
- XVII.—The Indian Tariff (Amendment) Act, 1926.
- XIX.—The Indian Finance Act, 1926.
- XX.—The Cotton Industry (Statistics) Act, 1926.
- XXI.—The Legal Practitioners (Fees) Act, 1926.

XXII.—The Code of Civil Procedure (Second Amendment) Act, 1926.

XXIV.—The Indian Income-tax (Amendment) Act, 1926.

XXV.—The Indian Divorce (Amendment) Act, 1926.

XXVI.—The Indian Factories (Amendment) Act, 1926.

XXVII.—The Transfer of Property (Amendment) Act, 1926.

All the above Acts except Act XXVII of 1925 and III, IV, XII, XVI, and XXII of 1926, came into force during the year under report. Act XXII of 1925, though brought into force in the Presidencies of Bombay and Madras, was not brought into force in Burma.

30. Only one Ordinance affecting Burma, namely, the Cotton Excise Duty (Suspension) Ordinance (No. 1 of 1925), was made during the year of report.

Ordinances affecting
Burma.

31. No regulation affecting Burma was enacted during the year under report.

Regulations affecting
Burma.

32. The Upper Burma Entry Regulation, 1887, was extended to the Shan State of Mōng Mit with its dependency Mong Lang in the Northern Shan States; the Vaccination Act, 1880, the Burma Prohibition of Inoculation and Licensing of Vaccinators Act, 1908, and the Burma Vaccination Law (Amendment) Act, 1909, were extended to the Federated Shan States; and the Births, Deaths and Marriages Registration Act, 1886, with some modifications, together with the rules made under sections 26, 28 and 36 of the Act, were extended to a defined area in the Northern Shan States.

Extension of enactments to
Shan States.

Police.

33. Considerable further progress was made during the year in carrying out the recommendations of the Police Enquiry Committee, the general object of which was to improve the force by reducing the personnel of

Civil Police : Strength
and Cost.

the lower ranks and increasing their pay. There were, in consequence, a number of important administrative changes during the year. The posts of District Superintendents of Police at Bhamo, Myitkina and Sandoway, and of the Personal Assistant to the Inspector-General, were converted into inferior charges. The number of Assistant Superintendents was reduced by 6, of Deputy Superintendents by 1, of inspectors by 6, of Head Constables by 1,966 and of Constables by 512; while the number of Sub-Inspectors was increased by 397. The total effect of the Committee's recommendations to date has been an increase of 387 officers, and a decrease of 2,157 men. Near the close of the year a temporary appointment of Deputy Inspector-General of the Delta Range was created; the Northern Range thus comprising the Mawdday, Jaganig, Magwe and Arakan Divisions, with the Federated Shan States; and the Southern Range covering the Pegu and Tenasserim Divisions. A new appointment of Station Writer was created with a sanctioned strength of 422 writers. Four more Police Stations were abolished, and one new outpost created. There were indications that the policy of reducing the number of Police Stations had been carried sufficiently far. The

number at the close of the year stood at 160 less than in the corresponding days, and the number of outposts at 94 less. The sanctioned strength of the whole force, excluding gazetted officers, was 2,008 officers and 10,806 men, and the actual strength was nearly a hundred officers and five hundred men short of those totals. With a higher standard of recruitment for officers, it must be some time before sufficient trained men are available to fill these ranks. The number of men below sanctioned strength was over nine hundred less than in the previous year, an indication of the increased popularity of the service. Speaking generally, there was no shortage of suitable recruits for the rank of constable. The cost of the Force debitabie to Provincial revenues was Rs. 10375 lakhs. This is ten lakhs in excess of the previous year's cost. The cost of superintendence was reduced by Rs. 41 lakh, but the District Executive Force and the Criminal Investigation Department cost over ten lakhs more than in 1924. This increase of cost was mainly due to the granting of better emoluments to all subordinate ranks.

34. Seven Officers and 233 men were dismissed or removed from the Force, the punishment being the result of Magisterial conviction in the case of 6 officers and 110 men. In the previous year 19 officers and 272 men had been removed or dismissed. Other punishments were awarded to 268 officers, and 1,015 men, considerably less in each case than in 1924. Of 2,479 rewards granted to members of the Force, 229 were made by the Courts. The total number of rewards was over 600 less than in the previous year, but this indicated rather a revision of policy than a falling off in the standard of efficiency. It is worthy of note that resignations amounted to 438, against 795 in 1924 and desertions to 48 against 86. The cadet Sub-Inspectors who passed through the Provincial Training School, Mandalay, proved satisfactory, except in the Mergui and Pakokkin Districts. During the year, 45 cadets were passed out of the School and 67 remained under training. Their conduct and discipline were satisfactory, and a healthy interest was shown in athletics. Four Probationary Assistant Superintendents were under training at the school of whom two were passed out to District work. Training at District Depôts was given to 1,867 constables and 605 recruits; while 8,063 constables and 154 recruits went through the musketry course. Of the officers, 1,294 went through the revolver shooting course. Seventeen classes were held in First Aid, and a new rule was enforced by which the men were recalled for a refresher course six months after their preliminary training, and only allowed to sit for the examination after completing the later course. Signs of a healthy morale were to be seen in seven successful co-operative societies, and in the keen interest taken in football, boxing and other forms of athletics.

35. The Local Government took a definite step towards providing adequate housing for the Civil Police by sanctioning the expenditure, over a number of years, of Rs. 48.48 lakhs on that object. For the year under review Rs. 10 lakhs were allotted, of which Rs. 5.1 lakhs were spent on providing quarters, in 15 Districts, for 23 Sub-Inspectors, 43 Head Constables and 368 Constables. The balance of the allotment was devoted to the construction of a Criminal Investigation Department Detective School at Masein. The construction of a Police Supply Depot and Public Offices in Rangoon, costing Rs. 2 lakhs, was in hand during the year. In

addition to the above, the Inspector General was provided with Rs. 174 lakhs for minor Public Works, and Rs. 78 lakh for petty construction and repairs. The large sum of Rs. 129 lakhs was spent during the year in hiring quarters for the Civil Police, as in the previous year.

36. There was a further alarming increase in violent crime. The total number of cognisable cases dealt with during the year fell from 57,036 to 54,189, but the decrease occurred almost entirely in the less serious forms of crime. Cases of violent crime rose by 24 per cent to 3,257. Among them there were 749 murders excluding murder by robbers or dacoits, or by poison, the figure for the previous year being less by 59. Dacoities increased by 142 to 722, and robberies by 372 to 1,382. In addition, murder was joined to robbery or dacoity in 84 cases, twelve more than in 1924, which itself was a year of unprecedented violent crime. There were 40 cases of murder by poison, against only one in the previous year, and 25 attempted murders. Violent crime was most prevalent in the Pegu, Tharrawaddy and Thabon Districts, which between them recorded 621 cases, an increase of 226 over the previous year. Firearms were used in 582 instances, the 1924 figure being 411. On the other hand, some comfort was to be found in the fact that the non-violent forms of crime showed a distinct decrease. Thefts fell from 11,962 to 10,285. Cases of housebreaking (106) and cattle theft (5,546) were no more than in 1924. Serious offences against the person (32,413) and minor offences of the same character (605) showed no great variation from the preceding year. There was a material increase in offences relating to coin. The number of crimes reported as due to drink was 1,420.

37. An immediate but temporary result of the reorganisation arising from the recommendations of the Police Enquiry Committee was a reduction in the personnel of the police and in the number of police stations. These changes took place before it had been found possible to secure that superior class of police officer which was one of the main objects of the Committee. Hence, the very serious increase of violent crime which has been indicated in the preceding paragraph placed a great strain on the revised police organisation. It will be seen, however, from the following table, which shows the percentage of true cases ending in conviction for more important crimes, that the work of the Police was only slightly inferior in results to that of former years:—

	1923.	1924.	1925.
Murder	22	26	24
Dacoity	26	50	35
Robbery	39	38	31
Cattle theft	44	41	39
Ordinary theft	32	51	52

The Police dealt in all with 32,263 cognisable cases, of which 15,731 ended in conviction, and 13,054 were undetected. The percentage of convictions to true cases remained at 49 per cent as in the preceding year. Investigation was refused in 5 per cent of the cases reported. Turning to specific types of crime, of the 763 murders reported during the year, 429 cases were sent up to court, and resulted in 207 convictions. The number of persons hanged for murder during the year was 84, so that for every person hanged nine were murdered. The police were, as ever, hampered in their investigation of murder cases by the

reluctance of Buddhists to give evidence which may result in an accused person losing his life. Of 719 cases of dacoity, 297 were taken to court and 178 convictions resulted. The number of cattle reported as stolen was 5,928, and 3,304 head were recovered. The value of property stolen, excluding that involved in robberies and dacoities, was Rs. 21,47 lakhs, and property to the value of Rs. 5.63 lakhs was recovered. The total number of persons arrested by the police during the year was 63,804, of whom 59,307 were sent up for trial. At the end of the year 925 persons were evading arrest. The special measures taken by the Police to deal with the year's serious increase in violent crime included a strengthening of the force in certain districts, notably Pyawón, a vigorous use of the preventive laws, the notification of dangerous gangs as criminal tribes, with a view to their immediate removal to a criminal settlement about to be founded at Paikhang, and the issue of detailed instructions to villagers on the methods to be used for outwitting or defeating robbers and dacoits. It was again noticeable that village resistance to armed robbers was becoming more common. Several acts of great personal bravery were performed by villagers in defence of their property.

38. The year was happily free from the rioting and disorder which had attended political demonstrations in 1924.

Important incidents.

But two headmen were murdered for the zeal which they had shown for Government during the agitation of the previous year against payment of taxes; and it was suspected that political intrigue was at the bottom of two other murders. The savage cruelty which the Burman criminal at his worst can bring to his crime was again distressingly demonstrated. A fisherman was haled to death by a band of five, because he would not surrender his day's catch. Dacoits burned a woman to death before leaving with their spoil; and torture by fire resulted in the death of two victims on another occasion. Another gang, after shooting the owner of the house which they had attacked, ravished his little daughter. Crime of this sort, however, is apt to bring its own reward, and the numerous instances in which dacoits were attacked and routed by villagers were a natural corollary to methods of unnecessary cruelty. A Chinaman in the Insein District whose house was twice attacked by dacoits kept them off by a stout-hearted resistance on the first occasion. Before the second attack came he had been presented by Government with a gun, with which he wounded three of the dacoits, one of them fatally. In the Pyawón District an old man of 72 attacked and mortally wounded a dacoit leader, with the result that the whole gang was routed. In the Pegu District two rival factions reached such a state of animosity that they resorted to hiring assassins to rid them of their enemies.

A very serious outbreak occurred among prisoners in the subsidiary jail at Pyawón on the 1st December 1925. Eleven prisoners, who were about to be taken outside the sub-jail to bathe, overpowered the Military Police escort, seized their arms and released a number of other prisoners. Fortunately the civil and military police at headquarters were on parade nearby at the time, and immediately surrounded the sub-jail, so preventing the escape of any of the prisoners. But all the military police within the sub-jail were either killed or wounded, and the prisoners only surrendered when their ammunition was exhausted. This deplorable incident involved the death of five military policemen, and the wounding of six. Seven prisoners were killed and fifteen

wounded. There is reason to think that some of the prisoners in the sub-jail were killed by the leaders of the outbreak because they refused to join in the conspiracy.

39. There was no special development of the police work under the Excise and Opium Acts. Of the 5,357 cases under the Excise Act, ninety-one per cent. of which ended in conviction, 3,255, were the work of the Excise Department. Two notorious Chinese smugglers of cocaine were deported. Under the Opium Act there were 2,751 cases, rather less than in 1924. Greater use was made of Section 3 of the Opium Law Amendment Act, which authorises preventive action against habitual smugglers, and 228 persons were convicted under that section, in 279 prosecutions. There were 2,815 prosecutions under the Gambling Act, approximately the same total as in the preceding year. The Police in the Mandalay and Prone Districts paid particular attention to this form of crime. Ninety-six persons were prosecuted under the preventive Section 17 of the Act.

Prosecutions under the Arms Act fell from 915 to 852; as in previous years, the bulk of these trials related to the illegal carrying of spears and daggers, not of firearms. Ninety-two per cent. of these prosecutions resulted in conviction.

40. As in former years the majority of non-cognisable cases fell under Special and Local Laws; the total number, 38,048 was slightly in excess of that of the previous year. Quieter political conditions resulted in the cases of riot and cognate offences falling by 33. On the other hand there was an unusual increase in the number of cases of forgery, false evidence and similar offences. There is reason to believe that a considerable number of non-cognisable offences were dealt with by arbitration courts set up by political *Wunthann* associations.

41. It was natural that with a further increase in serious crime wide use should have been made, notably in the Vamethin and Tharrawaddy Districts of the preventive sections of the law. Under the provisions of sections 109 and 110 of the Criminal Procedure Code, 1,675 persons were called on to show cause against giving security for their good behaviour, and in 79 per cent. of the cases security was demanded. These figures correspond closely to those of the preceding year. There were 1,085 prosecutions under the Habitual Offenders Restriction Act; and 786 persons whose movements had been restricted under the Act were prosecuted for breach of the restriction order. Free use was made of this Act in the Prone and Pagan Districts. Difficulties which had been encountered in connexion with selecting the area within which the criminal is restricted, seemed likely to decrease with the establishment of a criminal settlement at Paulkaung.

A revision of the system of surveillance took the form of abolishing the old surveillance register and maintaining surveillance over every criminal for whom a history sheet is opened. In former times, history sheets had been kept up for far more persons than were under actual surveillance. In spite of the consequent discontinuance of a large number of history sheets, the number of

persons under surveillance at the end of the year was 13,717 for the whole Province. A special surveillance staff of one Sub-Inspector and two constables was attached to each important Police Station and in many cases they found the work beyond their capacity. In the Prome District alone 1,537 persons were under surveillance and the figure for the Insein District was only slightly lower. Proposals were therefore considered for increasing the special staff in certain districts. For the important Police Stations, where no special staff is maintained, the surveillance work is the duty of the Station Officer. There was no important increase in the number of proclaimed offenders, which stood at 1,479 at the end of the year. A considerable number of these were murderers, whose arrest was rendered difficult by the Burman's disinclination to give information which may lead to a capital sentence. The number of proclaimed offenders arrested during the year was 159, seven less than in 1924.

A new Labour Finger Print Bureau was established at Chank, in the Magwe District, and 2,407 finger print slips were on record there before the close of the year. At the Rangoon bureau, which was placed under the charge of a Deputy Superintendent, instead of an Inspector, the total number of slips on record rose to 137,470. Slips at the Yenangyaung Labour Bureau totalled 49,130. Of the 7,811 slips received in Rangoon for identification, 28 per cent. or a total of 2,129 were identified, of which 1,752 proved to be finger impressions of criminals from districts other than the district which sent the slip; 44 belonged to proclaimed offenders; and 64 to missing surveillance criminals. Instead of training selected officers at Rangoon, a proficiency finger print course was made compulsory for all cadet Sub-Inspectors at the Provincial Training School, Mandalay; and in addition an expert course was given to six selected Sub-Inspectors from the district force; this revised system will result in each Sub-Inspector being proficient in the finger print work, and a growing body of experts will be available in the districts to relieve the Bureau staffs as occasion requires. From 641 pawn tickets, which bear the pledger's finger print, sent to the Bureau for identification, 560 suspects were identified.

42. The punitive force imposed on the Taungpi village-tract of the Henzada District was withdrawn during the year. Disturbed political conditions, which involved the declaring of a local political association as unlawful, led to the imposition of a punitive police force of one head constable and four constables on the Zadi village-tract of the Yebyu Township, Tavoy District, for a period of six months from August 1925.

43. On the recommendation of the Police Enquiry Committee the strength of the Railway Police-force was increased by 5 officers and decreased by 50 men; the total sanctioned strength was 72 officers and 403 men, and the actual strength was only very slightly under these figures. The cost of the force rose by some eighteen thousand rupees to Rs. 352 lakhs, mainly owing to higher pay and allowances to Sub-Inspectors. The facts that fewer punishments were awarded to officers and men, and that there were no desertions during the year, indicated a decided improvement in the morale and popularity of the force. A further improvement was expected from a revised system by which training is given to Indian recruits at the Mandalay Depot, and to Burman recruits at the Insein,

Hantawaddy and Pegu District Depôts, the old Railway Police Depôt in the Sagoing District being abolished. The housing of the force remained unsatisfactory, nearly a quarter of the men being accommodated in hired quarters; and the houses provided by the Railway Company were still in many cases highly unsatisfactory.

The force was in charge of 1,796 miles of railway, an increase of over 100 miles over the previous year's mileage. Of 4,631 true cases of cognizable crime 69 per cent. ended in conviction. In particular, thefts from the Mahlwagon Station Yard at Rangoon were most effectively reduced by careful patrolling in close conjunction with the District Police. Serious crime included four murders, one dacoity, one robbery and twelve attempts to wreck trains. The most serious attempt at Hsinpale in the Thalon District, would have resulted in disaster but for the fact that goods-wagons, which were wrecked, were attached in front of the passenger coaches. Four persons were sent up for trial for this crime, but escaped conviction. The reduced number of thefts from trains was due partly to more effective patrolling, and partly to action under preventive laws, in which the district police effectually co-operated.

44. Further reductions were made in the strength of the Military Police force, in pursuance of the recommendations of the Police Enquiry Committee.

At the close of the year actual strength was 9,832 of all ranks, including 34 British Officers; the corresponding figure for the previous year was 11,036 of all ranks. Important changes were made in the composition and distribution of the force. The North-West Border Battalion was amalgamated with the Mandalay, and the Toungoo with the Rangoon Battalion; and the Salween Battalion was abolished. The Kungpetlet post was transferred from the North-West Border to the Chin Hills Battalion. The strength of the Myitkyina Battalion was reduced from 14 to 9 companies, and the headquarters of the Putao Battalion, henceforth known as the Myitkyina West Battalion, were transferred to Myitkyina, on the abolition of the Kougha post. Six small outposts, 4 in Akyab, 1 in the Magwe and 1 in the Salween District were withdrawn. Minor redistributions were made in the Blamo Battalion. In addition to voluntary discharges, 590 men were served with notices of discharge under Article 436 of the Civil Service Regulations; and 199 of all ranks were invalided and discharged on medical pension. The total of all ranks was 6,400 less than in 1922.

There were signs that these drastic reductions had not left enough margin for training and for column duty, particularly as the demands made for columns during the year under review were exceptionally heavy. It was also found difficult in the circumstances to allow the men the full proportion of nights in bed.

Some of the more important patrol and column work may be briefly outlined. On the Siamese borders two temporary and two semi-permanent posts were established in the Anherst District to check transborder dacoits, and were enabled to communicate by visual signalling with headquarters. More than 110 men were sent to the Pyapoa District to cope with a serious outbreak of violent crime. A column of two officers and 96 other ranks went on patrol on the Yunnan frontier. In March 1925 accounts of an armed band of raiders at Namkham led to a hurried concentration of military police from Lashio and neighbouring posts, the threat of which was sufficient to prevent

trouble. In the following May, raiders in the Pakóku Hill Tracts were dispersed by the timely arrival of a small force. The visits of frontier officers to the Hukawng Valley in connexion with the release of slaves necessitated an escort of 150 rifles. Other columns operated in the Arakan Hill Tracts and the Kachin Hills. In the Hkani State a column of 75 rifles with signallers which went out to punish raiders in unadministered territory met with a stubborn resistance, which was only overcome by outflanking the raiders after six days' fighting. In addition to the above, 246 infantry patrols and 135 mounted patrols were organised in the various districts of the Province. Reference has been made in paragraph 38 above to the serious outbreak in the Pyapón Subsidiary jail in which 5 men were overpowered and killed and 6 wounded. The health of the force was satisfactory, 66 men died and 438 were invalided, figures much smaller than those of 1924. Admissions to hospital (7,050) and men on sick leave (192) were also fewer than in the preceding year. Desertions and punishments were gratifyingly small. Recruiting was necessarily on a small scale, in view of the reductions in personnel; but there was no difficulty in obtaining suitable Indian recruits, while of the indigenous peoples, 64 Karens, 66 Chins and 57 Kachins were enlisted. In spite of the great demands made on the force, training in signalling, small arms and musketry was enforced with satisfactory results. The cost of the force to provincial revenues was Rs. 57.46 lakhs, against Rs. 63.01 lakhs in 1924; a further sum of Rs. 4.72 lakhs was debited to "Political," and paid from imperial revenues.

45. Effect was given during the year to the reorganisation recommended by the Police Enquiry Committee.

Rangoon Town Police. The work of the Town Police was divided into two branches, dealing with "Crime" and "Order." The "Crime" branch was placed under a senior Imperial Police Officer, styled Deputy Commissioner of Police, with an assistant Deputy Superintendent; and for its administrative purposes the town was divided into four circles, each covering three police station areas and controlled by an Inspector. Another Inspector was placed in charge of the newly established Crime Bureau, and two Inspectors were entrusted with surveillance work. For purposes of "Order" the town was split into two Divisions, Eastern and Western, the former in charge of a Deputy Superintendent, and the latter of an Assistant Superintendent. This reorganisation involved the addition of one Deputy Commissioner, seven Court Prosecuting Sub-Inspectors, eight other Sub-Inspectors and twenty-nine guard writers; but the strength was *pari passu* reduced by one Superintendent, one Deputy Superintendent, three Inspectors, two temporary Sub-Inspectors, thirty-eight Head Constables and 102 Constables. The total sanctioned strength at the close of 1925 was five Imperial and four Provincial gazetted officers, 124 non-gazetted officers, and 1,328 men. The actual strength was less than these figures by 14 non-gazetted officers and 23 men. The cost of the force in 1925 was Rs. 11.97 lakhs, an increase of Rs. .79 lakh resulting from a revision of pay, which took effect from the 1st March 1925. Fifty-three men were dismissed from the force for misconduct, eight of them for fabricating false cases, and seven after conviction in a Magisterial Court. No officer was dismissed. Rewards were granted to 170 officers and 656 men. The conduct of the force as a whole was good. Of 13 deserters only four deserted from duty, the remainder failing to return from leave. Proposals for

reorganisation of the Post Police were under consideration during the year. On the right bank of the Rangoon River the town police jurisdiction was extended to embrace the Dalia and Salkwei areas.

As in the previous year, it is gratifying to record that the increase in serious crime which involved the rest of the Province had no counterpart in Rangoon Town. The police dealt with 2,219 cognisable cases, appreciably less than in 1924; and while murders in 1925 were startlingly more numerous in the rest of Burma, Rangoon Town recorded only 20 against 28 in the preceding year. Three dacoities were reported, but they were all of a minor character, and important robberies fell from eight to four. Burglaries and thefts also decreased; and firearms were used in only two violent crimes. Of the true cases investigated by the police, 57 per cent. ended in conviction; and 85 per cent. of the persons brought before the Courts were sentenced. Nearly Rs. 5 lakhs worth of property was involved in thefts, cheating, misappropriation and cognate offences, and 18 per cent. was recovered. The pawn-shop police staff again proved its value. The number of non-cognisable cases rose by nearly 6,000 to 23,764, the most noticeable increases occurring under the Municipal, the Hackney Carriages, and the Rangoon Police Acts. The question of Rangoon traffic was considered during the year by a Committee, whose recommendations were being brought into force throughout the year. There was again a considerable shortage of staff to deal with the rapidly increasing traffic, but the number of fatal and serious accidents in the town compared very favourably indeed with the results in the larger cities of India. Nineteen persons were killed and 372 injured in traffic accidents during the year. Greater attention was directed to gambling, and in particular to a game called "Thirty-six Animals", organised mainly by the Chinese. The promoters of this form of gambling, by changing their venue from time to time presented an extremely difficult problem, the solution of which was not found at the close of the year, though eleven raids were made. The Chinese clubs, which had recently been allowed much freedom, were brought under closer supervision, and raids on their gambling were not unproductive. There were 337 prosecutions under the Brothels Act, mainly for soliciting. A gang whose operations took the form of engaging a taxi to drive to an unfrequented spot and then robbing the driver of his earnings was successfully brought to book. And an even more enterprising gang of Chinese thieves who made their headquarters in a large subterranean drain were tracked down and caught. The Rangoon Town Police had reason to be proud of the results of their year's work.

46. The position of village headman became easier with an abatement of that anti-Government agitation which in the previous years had often focussed itself on the headman as the representative of Government in the village. And the recent appointment of village committees, who share the headman's magisterial work and co-operate with him in some of his other duties, tended further to smooth the headman's path. But the village committees cannot yet be regarded as more than an experiment; indeed, a number of villagers failed to elect their committee; and the relations between headman and committee have yet to be generally grasped. When these difficulties have been overcome the headman will still continue to be the pivot of village administration, and his loyal work during the year deserved the fullest recognition. The policy of gradual amalgamation of village tracts reduced further from 13,320 to 13,231 the

number of commission-drawing headmen and raised their average emoluments from Rs. 185 to Rs. 200. The highest district average was Sagaing (Rs. 295) and the lowest, Shamo (Rs. 80). Fees collected by headmen and village committees fell from Rs. 1,19 lakhs to Rs. 95 lakh. Rewards were given to 1,861 headmen, while 207 were rewarded, 70 suspended and 113 fined; these figures show no great variation from the previous year. Ten-house games continued to give little value for the small privileges to which their appointment admits them. The amendment of section 13 of the Villages Act restricted the offences for which communal fines may be imposed on a village, with the result that such fines fell from Rs. 30,613 in 1924 to Rs. 6,715. The work of headmen as revenue collectors was again most satisfactory, and their assistance to the police of the greatest value. But they continued apathetic towards excise matters and towards village sanitation.

47. The death roll of persons reported killed by wild animals showed a remarkable fall from 1,583 in 1923, and 1,453 in 1924 to 1,229, in the year under review. Snakes were naturally the cause of the majority of deaths, and claimed 1,169 victims. Tigers were responsible for 38 deaths, leopards and panthers for 7, and elephants for 5. Four persons were killed by crocodiles, three by bison, and one by a wild pig. One person was reported as having been killed by a *tauké*, a lizard of the goblin type. The amount paid out in rewards for the destruction of dangerous animals was Rs. 74,002, more than Rs. 20,000 less than in the previous year. No record is available of the number of snakes killed, as no reward is paid for them, but the wild animals known to have been destroyed included 70 tigers, 608 leopards and panthers, 415 bears, 112 wild dogs, and one crocodile.

Criminal Justice.

48. The continued increase in violent crime was reflected in the work of the High Court, which held seven criminal sessions in the course of which 111 cases were dealt with, at an average duration of 60 days. The number of cases in the previous year was 74, of which 34 per cent. ended in conviction; the convictions in the year of report being 38 per cent. The cases included 24 murders or kindred offences, against 13 in the preceding year, and 22 robberies, against four. Of the 175 persons tried by Sessions, 95 were convicted, against 71 out of 132 in the previous year. Sentence of death was passed against 5 persons, against 6 in the year before. In order to facilitate disposal of appeals, and to secure a closer supervision of subordinate Magistrates' work, a Bench of two Judges was constituted in Rangoon to deal solely with criminal appeals and revisions, the work being divided up by districts. Eight appeals by the Local Government against orders of acquittal were filed, of which six were decided. All ended in conviction. The High Court further dealt with 2,199 appeals against convictions, of which 1,025 were summarily dismissed, and 267 resulted in a reversal of the sentence. The average duration of appeals was 31 days. Revision cases numbered 3,674, approximately the same as in the previous year, roughly half being taken up on the Court's own motion. Sentence was reduced in 266 cases, and reversed in 392. The average duration of revisions was 18 days in Mandalay, and 43 days in

Rangoon. Two appeals were made to the Privy Council, of which one was admitted during the year and was not decided at its close. The other was dismissed *in limine* by their Lordships.

49. A reference has been made in paragraph 2 above to the re-organisation of Sessions Court jurisdictions which was effected during the year. There was an increase in the number of cases disposed of by these Courts, the figure rising from 932 to 1,008. Work was so heavy in the Pyaw-oh (81 cases), Shwebo (64) and Magwe (80) Districts that an additional Judge was found necessary. The number of witnesses examined during the year reached the formidable total of 15,900. Death sentence was passed on 149 persons and 122 were sentenced to transportation or penal servitude. There was, however, a large percentage of acquittals, only 852 persons being convicted of 1,658 tried. In the Henzada Division of 44 persons tried 31 were acquitted. The average duration of trials was 43 days, only one day short of the high figure of the previous year. Appeals to Sessions Courts were very numerous in the Bassein, Henzada and Magwe Divisions. In all 10,335 persons appealed, of whom 2,750 secured a reversal or an alteration of their sentences. The average duration of appeals was 12 days. The cases of 11,348 persons were taken up in revision; but sentence was reversed only in 26 cases. Four hundred and sixty-seven cases were referred by Sessions Judges for the orders of the High Court. Several Judges reported instances of attempts by the bar to delay and impede justice by frivolous applications for transfer.

50. At the close of the year there were 725 Magistrates below the rank of Sessions Judge in Burma. Of these 39 were District Magistrates, 249 were Magistrates of the first class, and 170 Magistrates of the second class. The estimated minimum number of first class Magistrates needed for the Province was 300, and the lack of experienced magisterial officers was keenly felt at a time when the criminal courts were overworked. Young officers with only third class powers numbered 113, a high proportion which made it difficult to effect essential transfers from time to time. District Magistrates dealt with 907 cases, or more than a hundred in excess of the previous year's total; and in the Prome District alone the District Magistrate tried no criminal cases. Toward the close of the year it was found necessary to appoint 6 Additional District Magistrates to districts where crime was excessive. District Magistrates dealt with 3,125 appeals, and with 14,846 cases on revision. The revisional work mainly aimed at securing effective supervision of subordinate magistrates' work, and in only 1,024 cases was interference found necessary. Special Power Magistrates, of which there was a serious shortage, dealt with 3,112 cases, nearly four hundred more than in the previous year; in some instances it was found necessary to entrust Special Power Magistrates with the trial of cases under the preventive laws. There were 121 benches of Honorary Magistrates, and five sat singly. The Honorary Magistrates dealt with a third of the criminal trials of the Province, or 39,179 cases, a figure higher by over seven thousand than that of 1923. Another indication of the importance and extent of this honorary work may be noted in the fact that the benches in Rangoon alone dealt with 20,744 cases during the year.

51. The total number of cases before the Courts rose again to 124,414. The figures for the three previous years show how great has been the increase of criminal trials. In 1922 the total number of cases for all Courts was 110,037, and it rose during the succeeding two years to 114,517, and 123,720 before reaching its present record total. The number of cases brought to trial during 1925 was 120,666, rather more than two thousand in excess of the 1924 figure; and of these 97,480 were classed as true cases. In spite of seven whole time additional Magistrates the magisterial staff at Bassein was hard put to it to keep up with its work. Under the Indian Penal Code there were 60,202 cases, about half the total. An account of the various classes of crime has been given in the preceding paragraphs of this chapter.

52. The percentage of persons convicted throughout the Province remained 61, the figures of three previous successive years. There was a drop of over a hundred in the number of cases (6,850 pending at the close of the year. In the Myaungmya District the figure was still high. Other Districts which ended the year with a large number of persons under trial were Pegu (696), Magwe (611), Hanthawaddy (549) and Amherst (543). The relation which seems to exist between the percentage of convictions and the duration of trials may be observed in the following figures, which show the five longest and the five shortest average durations in District Courts outside Rangoon:—

District.	Average duration of trial. Days.	Percentage of persons convicted to persons tried.
Rangoon ...	6	83
Sandoway ...	11	61
Mandalay ...	11	70
Bhamo ...	12	63
Myingyan ...	13	49
Pyapôn ...	24	52
Sagaing ...	23	54
Minbu ...	23	61
Toungoo ...	21	48
Meiktila ...	21	50

In the above table Myingyan and Minbu are the only exceptions to the theory that the longer a trial lasts the less likely it is to end in a conviction.

53. While 1,181 persons were tried for murder, only 107 were sentenced to death, and 84 hanged. In the previous year 71 persons paid the extreme penalty. The very low proportion of persons hanged among those tried for murder is remarkable. Sentence of transportation or penal servitude was passed against 150 accused, compared with 215 in the previous year; and imprisonment was awarded to 70,637 persons, about 500 less than in 1924. Sentences of whipping also fell from 2,098 in the previous year to 1,574. The fines inflicted amounted to Rs. 1706 lakhs, of which Rs. 10'16 lakhs were realised. Compensation awarded by Courts amounted to Rs. 73 lakh. In spite of orders discountenancing

short terms of imprisonment, no less than 11,444 sentences of imprisonment, for six months or less were inflicted; and of these 3,000 were for 15 days or less. Persons bound over numbered 2,346; and of 267 juveniles dealt with under the Reformatory Schools Act, 29 were detained in reformatories, seventeen of them being from Rangoon, where the juvenile criminal problem received special attention.

Prisons.

54. At the close of the year there was accommodation for 18,989 prisoners of all classes, inclusive of hospital and observation cells, additional accommodation having been provided during the year for 637, *viz.* 672 at Tharawaddy, 10 at Myaungmya and 5 at Bassein.

55. The year opened with a jail population of 17,646, and 44,119 were received during the year, the corresponding figures for the previous year being 16,648 and 46,195. The number discharged was 43,831, leaving a balance of 17,934 in prison at the close of the year, rather less than 300 short of the previous year's closing figure. The daily average number of all classes was 17,372, against 16,532 in the previous year. At the beginning of the year there were 16,144 convicts or 613 more than in 1923. The number imprisoned was 19,736 or 628 less than in the previous year.

In spite of the fact that 446 convicts were released on recommendations made by Jail Revising Boards, the number remaining at the close of the year was 16,675, and the daily average 16,139, showing an increase of 531 and 869, respectively, on the figures for 1924. During the year, 1,958 convicts were released on appeal, 7,557 on expiry of sentence, 8,749 under the remission rules; by order of the Government 34 were released on account of sickness, and 637 on other grounds, including 446 on the Revising Board's recommendations. Twenty-seven volunteers were transported to Port Blair for mental work, 9 were transferred to Mental Hospitals, 1 escaped, 84 were executed and 151 died, leaving a balance of 16,675 to serve out their sentences. The number of convicts admitted to jail under the age of 16 rose from 77 in 1924 to 104 in the year under review. All other age categories showed a decrease in the number of admissions. The percentage of literate convicts rose from 71'30 in 1924 to 73'00 in the year under review; those able to read fell from 2'00 to 1'81, and the illiterate from 26'70 to 25'19 *per cent.* The percentage of convicts sentenced to simple imprisonment and to rigorous imprisonment with solitary confinement rose from 3'73 and 2'07 respectively, to 4'78 and 2'18; those awarded rigorous imprisonment and rigorous imprisonment with whipping fell from 93'74 and 0'46, respectively, to 92'73 and 0'31. Of the total number admitted, 152 were sentenced to death, 124 to life transportation, and 26 to term transportation, the corresponding figures for 1924 being 145, 141 and 33. Of the total number admitted, 6,696 or a percentage of 33'93 had been previously convicted. Of the 12 youthful offenders under 15 years of age admitted during the year, only 3 had been previously convicted. Habitual offenders numbered 6,335 or 32'10 *per cent.* of the total admissions.

56. The number of disciplinary offences dealt with by criminal courts rose from 49 to 54, and rebelled mainly to serious assaults, and to escapes from a custody.

Discipline

Offences dealt with by Jail Superintendents show a decrease of 4,560. The number of assaults fell from 779 to 636 in the year under review. Few of them were of a really serious nature, and only two proved fatal. At Bassein a prisoner of the casual class, while employed in the workyard struck a fellow prisoner on the head with a handbar, and killed him. The assailant was tried and sentenced to death; but on appeal to the High Court, the sentence was reduced to 10 years' transportation. At Insein an habitual prisoner who complained of ill-treatment by three other prisoners, stabbed a fellow prisoner in the neck with a flattened piece of iron while the enquiry into the complaint was being held. The injured man died, and his assailant was sentenced to transportation for life. Seventeen prisoners escaped, 6 from within the jail and 11 from extramural gangs. Sixteen were recaptured. A prisoner who had escaped in a previous year was also recaptured. At Insein six adolescent prisoners escaped by cutting the palisading of a ward and thereafter bending apart the bars of the grating of the outer wall. The number of disciplinary floggings was 82, compared with 62 in the previous year. The daily average number of habituals was 7,137, against 6,694 in 1924. They were responsible for 36 of the 54 offences dealt with by criminal courts, and for 40 of the 76 whippings, inflicted on ordinary prisoners. The percentage of habituals was 44.22, compared with 43.84 in 1924; and they were awarded 9,231, or 52.92 per cent of the total punishments. The number of convict officers employed rose from 2,943 to 2,999; the number of punishments awarded to them showed a decline of 360 compared with the previous year.

57. The total expenditure for the year amounted to Rs. 20.73 lakhs or Rs. 3,000 more than in the previous year.

Finance.

There was an increase of Rs. 10,000 under cost of establishment, mainly due to the payment of increments earned by the jailor and warden staff as a whole, and to the creation, with effect from the 3rd October 1925, of an appointment of whole-time non-medical Superintendent for the executive charge of the new central jail under construction at Tharrawaddy. The expenditure under the head clothing and bedding of prisoners showed an increase of Rs. 45,711 over last year's figure. This was due to special efforts having been made to provide each prisoner with two suits of clothing and a towel. Dietary charges fell from Rs. 8.16 lakhs to Rs. 7.74 lakhs during the year, and the average cost per head from Rs. 49-10-0 to Rs. 42-12-10. This saving was effected by the introduction of an auction system of obtaining supplies of dietary articles, helped by a bumper rice crop and lower prices. A decrease occurred in all other heads of expenditure except "Travelling Allowance," which was increased by unavoidable transfers among members of the executive staff. The jail dairies were worked at a profit of Rs. 8,387, against Rs. 9,681 in the previous year. After meeting prison requirements valued at Rs. 99,571, compared with Rs. 94,035 in the previous year, surplus garden produce sold to the public realized Rs. 11,792. The jails at Rangoon, Tharrawaddy, Myingun and Pagan purchased root vegetables to the extent of Rs. 5,310, the output of their gardens not being sufficient for prison consumption. The estimated value of paddy, dal and condiments raised by prison labour was Rs. 56,864, against Rs. 57,083 in 1924. The total cash earnings for the year

amounted to Rs. 2'08 lakhs, against Rs. 3'21 lakhs in 1924, showing a decrease of Rs. '12 lakh in spite of the fact that the daily average number employed on jail manufactures exceeded that of the previous year by 206. The central jail at Thayetmyo returned a loss of Rs. 19,786, due to heavy customs duty on imported stores, chiefly methylated spirits. The value of the manufactured articles supplied to the Public Works Department during the year was Rs. 15,775, against Rs. 29,451 of the previous year, while other Government departments purchased articles to the value of Rs. 1'02 lakhs, against Rs. '98 lakh in 1924. For the first time, the Rangoon Jail was credited with the value of the convict labour supplied to the Jail Branch Press, a sum of Rs. 41,480. At the Insein Jail an up-to-date boot factory for making boots, shoes, sandals and other leather work such as belts, pouches, bandoliers, etc., was installed during the year. It was arranged that the Police, Forest and Medical Departments should obtain their supplies of boots and shoes from this source. The factory will also serve the purpose of a training school where the prisoners will be given facilities for learning to handle various kinds of machinery. With effect from the 1st March 1925, control of the preparation in the Rangoon Central Jail of quinine tablets was transferred from the Department of Public Health to the Prison Department.

58. In comparison with the previous ten years, the ratio per mille of admissions to hospital was high. The daily average number sick (15'14) and of deaths from all causes (10'30 per mille) were the lowest for the past decade. The death rate is the lowest recorded in Burma during the past thirty-three years, and for the year 1925, it is the lowest of all Provinces in India. Central jails, with a daily average population of 11,941 of all classes, showed 111 deaths, a death rate of 9'30 per mille, the corresponding figures for the district jails being 5,431, 68 and 12'52. Of the central jails, Tharrawaddy returned the lowest mortality, 2'37 per mille, Myingyan (5'52) was next, followed by Rangoon (8'94), Myingyan (8'81), Insein (9'33), Mandalay (10'36), Thayetmyo (11'73) and Bhamo (12'93). There were no deaths at Thaton, Shwegon and Meiktila. The death-rate per mille among district jails was lowest at Shwelo (3'74) and highest at Mogoke (88'46). Of the 179 prisoners who died, 65 were habituals, 93 were casuals, 19 were undertrials and 2 were civil prisoners. At the time of admission to jail, 60 were in good health, 66 in bad health and 73 in indifferent health; 113 were over 16 but under 40 years of age; 56 were between 40 and 60, and 10 were over 60 years of age; 20 of the prisoners who died, had to be removed to hospital the day they were admitted to jail; 19 of the total number of prisoners, whose deaths were recorded during the year, were opium consumers. There was no case of cholera in any of the jails. In the special tubercle ward at the Myingyan jail, there were 11 deaths against 22 in 1924, the percentage of deaths of prisoners treated at Myingyan for tubercle being 16'67, against 22'65 in the previous year. For the first time for many years, the Moulmein jail was free from enteric. Of the prisoners admitted to jail 1,998 or 10'12 per cent., were addicted to opium. Of the prisoners discharged during the year, 61'06 per cent. gained weight, 12'85 lost weight and 26'07 neither gained nor lost weight.

59. The juvenile jail at Meiktila, which has accommodation for 121 juvenile convicts of the non-habitual class, was conducted on the same lines as in the previous year. With a view to advising the Local Government on the prevention

and treatment of juvenile crime. Mr. A. Paterson, B.A., B.C., one of His Majesty's Prison Commissioners, came out to Burma early in November 1925. His interesting report on the subject is before the Local Government at the time of writing. The total number of juveniles under 18 years of age admitted to jail during the year was 335, compared with 275 in 1924; the daily average number under instruction was 190, against 138 in the previous year. As an experimental measure, a revised system of education was started, with effect from 1st March 1926, at the Rangoon, Bassein, Thayetmyo, Mandalay and Myingyan Central Jails.

The number of convicts released under the remission rules was 2,749 or 2,476 more than in the previous year. Ten against nine in 1924, failed to gain remission. For freedom from punishment for one year 4,367 convicts were granted special remission, and 10,683 earned special remission for other reasons, the figures for the previous year being 3,868 and 7,001, respectively.

The "Burma Prisoners' Aid Society" was granted by the Local Government four acres of land at Thaingyung, a suburb of Rangoon, for the purpose of putting up a building to provide temporary accommodation and work for deserving ex-convicts, especially juveniles. Over twenty released prisoners were given monetary aid during the year. In a few other cases, passage money and equipment was provided, the total amount spent on aid being Rs. 901. There were five attempts at suicide, four of which were frustrated. There were two accidental deaths at Mogók, one from rupture of an enlarged spleen, and the other from wounds caused by premature explosion of a dynamite charge at a stone quarry.

Nearly all the jails are provided with a place of worship. Buddhist priests are permitted to attend jails on Sundays and holidays to preach to the prisoners. The total number of religious services held was 1,776, of which 1,493 were for Buddhists, 158 for Christians, 66 for Hindus, and 59 for Mahomedans. A number of Buddhist prisoners observed voluntary fast on Sundays and other holidays.

The Salvation Army Juvenile Adult Criminal Institution continued to serve a useful purpose. The number remaining at the Institution at the close of 1924 was 30, and 37 were received during the year under review; 34 were released, 20 on completion of their sentence and 14 by the Local Government on the recommendation of the Jail Revising Board. Two of these released convicts were satisfactorily employed by the Salvation Army. Official and non-official visitors paid periodic visits to the Home. With effect from the 1st March 1925, in lieu of the annual subvention of Rs. 5,000 paid by the Local Government for the upkeep of the Institution, a capitation grant of Rs. 15 per month was sanctioned for every inmate maintained at the institution for at least 15 days in a calendar month, subject to a maximum of Rs. 5,400 per annum. A loan of Rs. 40,000 was also voted by the Legislative Council and paid to the Salvation Army in 1924 to enable that body to pay off the balance of a debt of Rs. 70,000 incurred in the purchase of a building used as an Industrial Home for the reformation of prisoners.

The Jail Revising Boards dealt with the cases of casual prisoners with sentences of over three years and of all juvenile prisoners. A total of 1,254 cases was examined by the Board, (1,111 adults and 143 juveniles) with the result that 520 cases (495 adults and 25 juveniles) were

recommended for conditional or unconditional release. Since the formation of the Jail Revising Board, 1,569 prisoners have been released on its recommendations. Of these, only 54, or 3.44 per cent., have been reconvicted and received back in jail.

First aid training was started in 7 central jails and in 5 of the larger district jails. During the latter half of the year, 42 jailers, 172 paid warders and 324 prisoners underwent training, the number of pages being 4, 4, and 45, respectively. The Inspector-General of Prisons attended the second Conference of Inspectors-General of Prisons, held in the Madras Presidency in October and November 1925.

Civil Justice.

60. There was no change during the year in the constitution of the High Court or in the distribution of its Judges, the question of withdrawing the remaining Judge from Mandalay being still under consideration by the Local Government. But, as a result of special enquiries, several changes were made in the arrangement of subordinate Courts. A separate District Court was established at Yanschin. The Mònywa District was taken from the somewhat cumbersome combined Courts of Shwebo, Mònywa and Katha, and was added to the Sagung District Judge's jurisdiction. In the same way, Myingyan was taken from Melitta and added to Pakkha. These re-adjustments involved the posting of an additional District Judge to Upper Burma, which was effected by amalgamating the Ma-ubin and Myungunra charges in Lower Burma, relief being given there by the appointment of a whole-time Additional District and Sessions Judge at Ma-ubin. Temporary appointments of Additional District Judge were made to relieve pressure at Pyapba and Magwe. A combined Subdivisional and Township Judge was posted at Maymyo, and permanent whole-time Township Judges were appointed at Pagan, Pynmana, Magwe, Ye-u, Shwegyin, Labutta, and for the joint charge of Gyoingauk and Letpadan. At the close of 1925 there were in the Province 11 Judges of the High Court, 30 District Judges (including 21 whole-time District and Sessions Judges), 9 whole-time Additional District Judges, 6 Small Cause Court Judges, 54 Subdivisional Judges, of whom 27 were whole-time, 139 Township Judges (61 whole-time), and 35 Additional Township Judges.

61. The number of suits instituted in all Courts of the Province during 1925 was 75,699 or more than 3,000 less than the previous year; and their value also fell from Rs. 447'86 to Rs. 370'17 lakhs. There was thus an appreciable decrease in the work before the Courts, which were enabled, for the most part, to reduce slightly the formidable arrears which had faced them at the beginning of 1925. The only class of Court which showed an increase of suits filed were the Small Cause Courts outside Rangoon, which dealt with nearly 3,000 more new suits than in the previous year. Suits instituted in Township Courts fell by over 5,000 to 41,369; in Subdivisional Courts by 82 to 3,296; in District Courts by 136 to 754; and in the Rangoon Small Cause Courts by over 700 to

10,002. The extent to which this relief was utilised by various officers is seen from the subjoined table :—

	Pending at the beginning of 1925.	Disposed of during the year.	Pending at end of year.
Rangoon Small Cause Court	2,171	10,575	3,271
District Courts	471	102	356
Subdivisional Courts	710	3,278	290
Township Courts	4,030	2,074	1,770
Small Cause Courts outside Rangoon	937	19,267	1,000

The general improvement was slight but appreciable, especially in view of the fact that many Judges found their civil work hampered by an increase in criminal trials.

The average duration for contested suits in all Courts of the Province was 87 days, or four days less than in 1924. To this all Courts contributed except those of District and Subdivisional Judges. The figures of duration, showing last year's figure in brackets, are—District Courts 215 (178); Subdivisional Courts 132 (130); Small Cause Courts, 43 (48); and Township Courts 80 (85). The value of suits instituted in the Courts of Rangoon was Rs. 140'44 lakhs, or considerably more than half the value, Rs. 229'73 lakhs, of suits instituted in the rest of the Province.

62. Appeals before the High Court are dealt with in the next paragraph. Of the 5,557 appeals before the District Courts during the year 782 were pending at the end of 1925, a considerable reduction of the total of 1,377 pending at the close of 1924. Of the 4,775 appeals disposed of, the original decree was unaltered in 50 per cent., and revised in 29 per cent. In addition, District Courts disposed of 473 miscellaneous appeals. The average duration of regular appeals was 190 days, a figure startlingly higher than the 54 days of the previous year. But this must be discounted by the fact that the duration of the District Court of Toungoo was raised to 302 days, owing to the reference to the High Court of a test case the result of which affected a number of similar pending appeals. Omitting the figure for this District as abnormal, the average duration was 72 days, or a week longer than in 1924.

63. Six hundred and thirty-six new suits were filed before the Original Side of the High Court and 632 were disposed of during the year, leaving 530 suits pending at the end of the year, the highest figure since the High Court was instituted. The value of the suits instituted was over Rs. 111 lakhs, owing to the inclusion of several heavy suits, one being for Rs. 49½ lakhs. Twenty-six per cent of the suits heard were contested, and the duration rose from 306 to 328 days. On the Appellate Side, 400 first appeals were disposed of, leaving 193 pending at the end of the year; in 70 per cent of these appeals the decree of the original court was confirmed. Second appeals totalled 1,428. The duration of first appeals in Rangoon was 316 days and for second appeals 262 days; in Mandalay the highest duration was 181 days.

The High Court further dealt with 562 applications for execution, more than half of which, however proved fruitless; and with 213 execution applications. The Miscellaneous work of the Court included 39 applications for Probate, 198 for Letters of Administration, and 18 under the Guardians and Wards Act. Of 28 appeals before the Privy Council, four were disposed of, 2 withdrawn, 3 dismissed for default, and 8 were pending at the close of the year, including 7 cases despatched to London and 4 still under preparation in Rangoon.

64. The lack of experienced judges was greatly felt throughout the year, and is reflected in the results of appeals to District Courts mentioned in paragraph 62 above. At the end of the year relief was given by the transfer of experienced Magistrates from the Executive aids, and by increasing the leave and deputation reserves. Progress was made with the construction of Court Houses at Natogyin, Prome, Shwebo and Saggung; the actual expenditure on Public Works connected with Court Houses and Judicial buildings was Rs. 677 lakhs during the year. The total receipts from the Courts was Rs. 4775 lakhs and the charges Rs. 6297 lakhs; but these figures include charges for all Courts, Civil, Criminal and Revenue, and are therefore no indication of the cost of civil justice. At the end of the year there were 1,877 legal practitioners on the rolls of the High Court, of whom 373 were advocates, and 810 pleaders of the Third Grade.

Registration.

65. The office of Inspector-General of Registration was held by the Financial Commissioner. With effect from the 1st July 1925, on the abolition of the Rangoon Division, the Rangoon Town District was placed directly under the Inspector-General. The Sub-Registration Office at Wandawein, in the Moulmein District, was abolished in May 1925, the duties of that office being transferred to Thazi. Changes made during the year in the Rules and Directions were of a minor character. Among the objects at which they aimed were, where one or more of the executants denies execution or is a minor or lunatic or dead, to permit registration in respect of other parties not so denying or disabled; and to notify the fact that compulsory registration is enforceable in the case of leases and licenses issued by Municipal Bodies or District Councils to contractors, for the collection of bazaar rents, pawn shop licenses and the like.

66. The total number of compulsory registrations in 1925 affecting immoveable property was 111,305, a figure slightly smaller than that (109,798) of the previous year but appreciably larger than that of 1923, which was 95,692. Values showed only a slight decrease, falling from Rs. 18,78,56 lakhs to Rs. 18,67,10 lakhs. It is noteworthy that in Upper Burma registrations of this type showed an increase materially greater than in Lower Burma. The number of such documents registered in Upper Burma was 22,916 in 1924 and 26,076 in 1925. During the latter period there was actually a decrease in Lower Burma documents from 86,882 in 1924 to 85,229 in 1925. Similarly, registered instruments of mortgage increased in Upper and fell in Lower Burma, the total for the Province being 57,793 of which Upper Burma contributed 17,011. In spite of an increase in

the number of registered mortgages there was a slight fall in their total values. The total number of optional registrations affecting immovable property rose during the year by 161 to 949. There was again a slight rise in the number of deeds of gift which totalled 1,276, against 1,241 in the previous year; this was due, as stated in the previous year's report, to the Buddhist's desire to avoid the litigation involved on his inability to make testamentary dispositions. There were no prosecutions during the year.

67. The total income for the year was Rs. 574 lakhs, against Rs. 58 lakhs in 1934. Expenditure rose from Rs. 157 lakhs in the former period to Rs. 162 lakhs. The resulting net income for the year was Rs. 431 lakhs, or substantially the same as in the previous year.

Joint Stock Companies.

68. Seventeen Joint Stock Companies were registered during the year 1925-26, or two more than in the previous year. The authorised capital of these 17 companies was Rs. 969 lakhs, or more than double the capital of the companies registered in 1924-25. But there was no indication of any appreciable commercial expansion. Of the 17 new companies, three were connected with rubber production, and the others with miscellaneous branches of trade. Fourteen companies were wound up during the year. The number of registered associations not for profit, including mercantile, social and athletic associations remained at the previous year's figure of nineteen. Twenty-two companies increased their capital, the increase of paid-up capital being Rs. 63 lakhs. Capital was reduced in the case of 5 companies. Six companies were added to the list of companies established outside India, bringing the total registered to 172. No prosecution under the Indian Companies Act was launched during the year under report.

Local Boards Administration.

69. The term of office of all members of circle boards is three years, and expires simultaneously for all members. The second triennial general election of the circle boards was held in October and November 1925, shortly before the general elections of the Legislative Council.

There was again a large number of constituencies for which no candidate came forward. The number of contested seats was 23.8 per cent; at the first general election it was 28.3 per cent. There was an increase in the percentage of persons voting to the total electorate in the contested constituencies. This percentage, however, was only 24.8. There was less boycotting of the elections from political motives, and election proceedings were generally better conducted. The statistics of the elections show a decline in public interest which is probably due to the fact that the circle boards in most cases have had no independent functions during the last three years. In many cases circle funds had not been formed, and the circle boards ceased to hold meetings. In the year after the new elections, little or no progress was made in these respects, and in some Districts the circle boards held no meetings beyond

the one required to appoint members of the District Council. In the new District Councils chosen by the circle boards after the general election, there was in some cases a very high percentage of new members; in one case, only three old members out of a Council of 12 members remained. There were no important changes in the law affecting Rural Self-Government during the year. The Burma Rural Self-Government Act, 1921, now provides that duties together with the necessary funds may be transferred by the circle boards to the village committees recently created under the Burma Village Act, 1927. No such transfer was possible in 1925-26 since the circle boards themselves were not operating effectually. The village headmen continue to have duties in respect of public health and health of cattle in subordination to the District Officers of Government, and independent of the new local bodies. The District Councils, however, began to demand that their powers in respect of public health should be similar to those of municipal authorities. The audit reports on the District Funds were again very unsatisfactory and much incompetence appeared in the management of the local funds. Before the creation of the new local bodies the accounts of all the rural local funds had been centralised in the office of the Accountant-General in Rangoon, and when the District Councils took over the management of those funds no one with experience of the account keeping and budget arrangements of the local funds was to be found in the Districts. Another important defect appearing in the annual reports and accounts is that some of the District Councils were unable to spend the money appropriated in their budget estimates for expenditure on public works. This may partly be explained by the fact that the public works staffs of the old local funds had been abolished in 1911, and after that all the local fund works had been carried out by the Provincial Public Works Department. The Department continues to carry out public works for the new local bodies, but the latter generally are dissatisfied with the arrangements, and the Public Works Department being at present undermanned and having a large programme of provincial works, was in some Districts unable to give attention to the works required by the District Councils. The District Councils are encouraged to engage their own staffs subject to maximum rates of pay and minimum qualifications prescribed by Government; but the supply of competent men for posts under the District Councils was insufficient. In one or two cases District Engineers, who were appointed by the District Councils proved to be untrustworthy. Consequently, in some cases the balances of the District Funds were swollen by unused appropriations, and in other cases the District roads suffered from continued and aggravated neglect. Provincial contributions were given on a larger scale than in the preceding year, and financial stringency does not appear to have been the cause of neglect of roads. The total expenditure on roads and other public works increased considerably. An important change was made in respect of vernacular education. In accordance with the recommendations of the Vernacular Education Committee (1924) Government prescribed maximum rates of pay for all teachers in vernacular schools according to their qualifications and allowance was made in the new calculations of provincial contributions for the cost at the improved rates of pay of all the teachers who were being paid from the old local funds when they were handed over to the District Councils. Government accepted another recommendation of the Vernacular Education Committee namely that provision should be made for opening 250 new vernacular schools annually for five

years. Special contributions amounting to Rs. 170 lakhs were allotted for this purpose to the poorer local funds, in whose behalf the provision of vernacular schools was great. Attention was given by the Education Department at the same time to the increase of elementary training schools for the supply of trained teachers. A great majority of the vernacular schools, although the teachers are paid by the local authorities, are nominally under private management, and the managers are expected to provide school buildings. In some Districts the teachers paid by the local fund but nominally employed by the private managers of the schools have secured seats on the District Council and on the school board; the question whether they should be barred from membership of the local bodies was under consideration. The District Councils were reluctant to delegate powers to officers or committees of the Council, or to circle boards. The members had to deal with an excessive quantity of details at the meetings of the Councils and the meetings are consequently prolonged by adjournment. There was some decrease in the expenditure on general administration which, excluding sums spent by two District Councils on office buildings and the expenses of the general election, was about 7 per cent of the total annual expenditure. The expenditure on travelling showed a particular decrease, which had been reduced in 1924-25, was further reduced in 1925-26. The meetings of one of the District Councils lasted from 2 to 3 days. The Rural Local Self-Government bodies have started under difficulties, due to inexperience of the members and to the want of experienced and competent officers and staff. These difficulties can only gradually be overcome.

Municipal Administration.

70. The term of office of the Councillors expiring at the end of 1925 Corporation of Rangoon a general election was held on the 26th November 1925 and the newly elected members assumed office on the 1st January 1926. The elections were keenly contested. Seventeen of the retiring Councillors were re-elected. The opportunity was taken to provide a mayoral chain and other insignia of office for the new President. This was the second election held under the provisions of the new Act. Financially the year was a successful one. The ordinary revenue receipts amounted to Rs. 80'50 lakhs, nearly seven lakhs more than in 1924-25, and the expenditure to Rs. 80'34 lakhs, or almost two lakhs less than in the former year. The incidence of taxation rose from Rs. 14 annas 13 pies 1 to Rs. 16 annas 15 pies 4 per head. Expenditure on roads and footpaths was again a formidable item, amounting to Rs. 7'13 lakhs. The length of metalled roads within the city increased by 5'22 miles, of which 4'45 miles were taken over from the Rangoon Development Trust, bringing the total length of metalled roads under the care of the Corporation to 116'7 miles. Resurfacing or reconstruction was applied to 13'44 miles; and repairs to roads cost Rs. 1'48 lakhs. Electric lighting was extended to areas of East and West Theinbyu, and to new areas in Ahlone. New sewers laid by the Development Trust in Peinneagon were taken over, and the sewer in Ohn Ghine road was extended.

The new Scott Market, named after the present Municipal Commissioner, was practically completed during the year. This market, situated on Montgomery Street, consists of two main parts. The part fronting

that street has accommodation on the lower floor for 50 shops, and on the upper floor for godowns and offices. The second or main part of the market has accommodation for 1,123 stalls, excluding a smaller area which is set aside for Chinese sellers of pork and vegetables. The main feature of this part is a central arcade 30 feet high, 440 feet long and 75 feet broad. The present buildings, with an area provided for extension cover just over eight acres. A beginning was made with the construction of a new Municipal Office, which is to cost a little more than eight lakhs of rupees. Minor works included an extension of the sheep and goat slaughter house; the building of a *nyay* at the Keniaendine Market; and certain residential buildings for the staff.

The question of the future water supply of the city was again before the Corporation. As stated in the Report of last year, it is recognised that the growing needs of Rangoon can only be met by tapping other sources than the Hlsaga lakes and the tube wells on which the supply at present depends. After deliberation, the Corporation decided to obtain expert opinion from England, and the Commissioner was instructed to select a firm of Consulting Engineers and obtain their advice. But the Local Government decided that an enterprise of the magnitude of the suggested Yunzalin scheme was probably beyond the resources of the Corporation, and assumed direct investigation of the problem. The question of water supplies is closely bound up with that of public health; and the figures for the year were not reassuring. The number of births and deaths approximated those of last year, being 6,490 and 12,373 respectively. The number of children per mille who died in the first year of life fell from 271.56 to 261.73, but the figure remained high enough to give cause for continued anxiety. Diarrhoea and dysentery accounted for 1,249 deaths during the year, over two hundred more than in the previous year, and 50 per cent. more than in 1923. A serious increase was also observed in deaths from tubercular disease which carried off 1,250 victims during the year, or 3.44 per mille of the population. The obvious cause, heavy overcrowding in ill-lit and ill-ventilated surroundings, carries no obvious remedy in a city where the poorer people prefer to exclude air and sunlight from their living rooms. There was a serious epidemic of a virulent type of small-pox, which caused 630 deaths, in spite of the fact that 127,111 persons were vaccinated against 57,334 in the previous year, in anticipation of such an outbreak, which appears to recur periodically. Plague accounted for 620 deaths, 115 more than in 1924-25; and it is satisfactory that of 199 patients treated in the Contagious Diseases Hospital no less than 71 recovered. The Co-operative Dairy, which was started with the idea of providing a nucleus for the extensive supply of good milk in the city, fell a victim to inefficient supervision and dishonest management, and was moribund at the end of the year. An account of the finances of the Corporation is contained in paragraph 145 below.

71. The number of Municipal Committees, outside Rangoon, remained at 57, with a total membership of 793. Of these members, 619 were elected, 88 co-opted, 83 nominated and 3 *ex-officio*. Only 71 of the total members were government officials. Of 1,516 meetings held during the year, 32 were abortive owing to lack of a quorum; the corresponding figures for the previous year were 1,462 and 44. The constitution of the Mandalay Committee was revised during the year, and the franchise extended by lowering the property qualification of electors. The elective principle

was applied to the Bhamo Municipality, though for political reasons the Deputy Commissioner continued to be *ex-officio* President of this frontier Municipality. Newly elected committees entered on their duties at Maymyo, Kyaukpyn, Syriam, Dambun and Kyongpaw; and proposals were made to extend the elective system to Mawlamyinthazan. The boundaries of the municipal area at Myingyan were extended to include Sunlin village, but the new area was not brought under effective administration. Fire destroyed the municipal offices at Insein and at Ma-abin, and in both cases incendiarism was suspected, though no culprit was caught. At Insein, public protests after the fire led the local Government to direct a special enquiry into the work of the Committee, with the result that the President was removed from the Committee, and the other members were censured for neglect and apathy. Popular dissatisfaction was also voiced at Toungoo and Sagaing, but the local officials were able to adjust these disagreements, which are, after all, a symptom of increasing public interest in local affairs.

There was a further extension of electric lighting to municipal towns, Insein, Toungoo, Kyaikto, Tavoy and Moulmein having installed systems; but the large town of Bassein was still lit by oil. Toungoo and Tavoy also adopted a motor conservancy system, an example adopted by Mōnywa and Allannyo-Ywataung, and under consideration by two other towns. The Local Government's offer to pay two-thirds of the capital expenditure on water supply induced sixteen committees, nine in Upper Burma, to prepare schemes for a better water supply; but Myingyan, which was granted a loan to that end, hesitated to confront its electors with a water-rate demand, and the loan was withdrawn. Generally speaking, the sanitation of urban areas left much to be desired, and the need was felt of an executive health officer with adequate powers, and the will to enforce them. But there was an improvement in public health, due mainly to the absence of severe epidemics, and a welcome fall in the rate of infant mortality. The usual disastrous fires occurred at Yenangyaung, Mandalay, Tavoy and Prome; at the last mentioned place the damage was estimated at a lakh and a quarter of rupees.

The number of notified areas rose from 15 to 19 by inclusion of four suburban areas of Rangoon, namely, Thamaing, Kanbe, Thungayun and Kamayut. There was no remarkable development in their administration. An account of their finances, and of the finances of Municipalities will be found in paragraph 146 below.

Military.

72. The total number of troops forming the garrison of Burma was not appreciably different from the figures of the previous year. On the 31st March 1926 there were 6,576 regular troops, of whom 1,968 were European and 4,578 were Indian or Burman. The Auxiliary Force (India) consisted of 3,267 adults of whom 1,072 were whole-trained, and 1,341 reservists.

Marine.

73. The R.I.M.S. "Clive" was the station-vessel during the year under review. She was employed in conveying provisions, stores and reliefs to light-houses and lightships, and Government consignments and specie to and from Akyab, Kyaukpyn and Sandoway. The B. G. S.

Light-houses and
Light-ships.

"Lady Craddock" was hired from the Government of Burma by the Director, Royal Indian Marine, for tending the three northern lights, the Savage, Oyster and Beacon Island light-houses, with headquarters at Akyab; this obviated the necessity of the station ship visiting these lights, and allowed her greater facilities for carrying out Post Office Station duties. The "Lady Craddock" was also employed on the conveyance of working parties and materials in connection with the construction of the new light-house at Double Island. All the light-houses and light-ships were maintained in an efficient condition during the year, and the health of the light-keepers and of the crews of light-vessels was good. The question of converting the Green Island light into an unattended light by installing the Auto-matic System of lighting was under consideration. A new light-house was built during the year on the middle summit of Double Island, as the old structure, owing to a landslide, was considered unsafe. It was anticipated that the new light-vessel "Thitaw" which was ordered in February 1925 would be ready to take her station in July 1926, but owing to delay in the shipment of her lighting apparatus and other equipment she was not able to proceed to her station till a few months later. Proposals were on foot to introduce autoform mantles in the Burmese coast lights, in place of the Colloidian mantles now in use, the advantage of these mantles being the intrinsic brightness of the light and the ease and safety with which they can be packed. The total expenditure on the Burma coast lights rose from Rs. 4'27 lakhs in 1924-25 to Rs. 5'67 lakhs in the year of report. Of this increase, over half a lakh was incurred on works and repairs to light-houses, and Rs. '28 lakh represented customs duty on the new light-vessel "Thitaw." Receipts from coast light dues rose from Rs. 6'60 lakhs to Rs. 7'44 lakhs. The annual *pro forma* account of the Burma coast light dues showed a loss of Rs. 43,050 on the year's working, against a loss of Rs. 53,134 in 1924-25.

74. The constitution of the Trust was amended during the year by

Rangoon Port Trust
Administration.

an Act passed by the legislature, whereby the number of Commissioners was raised from 13 to 17, of whom 4 are to be elected by bodies

selected by the Local Government as best representing the interests of the non-European mercantile community. The Act also enhanced the powers of the Trust, and of the Local Government, to sanction new works. An account of the finances of the Trust and of the survey works carried out during the year will be found in paragraphs 148 and 80 of this Report.

The year was one of exceptional prosperity for the Port of Rangoon. The number of steamers entering the Port was 1,513, or more than a hundred in excess of the previous year; and their tonnage rose by nearly half a million tons to the record figure of 4'05 million tons. Sailing vessels decreased slightly in number. Of the total number of steamers entering, 1,491 carried cargoes for Rangoon. Of a total sea-borne trade of 5'36 million tons, 1'69 million tons passed over the Commissioners' premises; in addition, the river-borne traffic handled was '84 million, and the rail-borne '66 million tons, making a total of 3'20 million tons, a record figure, exceeding that of the previous year by nearly half a million tons. There was a slight decrease in the number (307,698) of passengers landed at Rangoon from sea-ports; and an increase in the number (293,059) embarking during the year.

The programme of future improvements to the Port which was mentioned in last year's report, reached a further stage with the sanctioning of six main schemes which aim at the provision of extended wharfing and additional moorings at a cost of three crores of rupees. It is proposed to complete these schemes, by means of loans, within a period of ten years. During the present year, further progress was made with the King's Bank reclamation scheme, where mattresses and stone metal were sunk. New depots were built at Botataing for the Arakan and Tavoy coastal steamers. An area of 229 acres of land on the right bank of the river, opposite Rangoon, was purchased from the Rangoon Development Trust at a cost of Rs. 264 lakhs, payable in thirty annual equated instalments. The Trust office buildings, built in 1865, were found to be unsafe, and were pulled down to make room for new offices, of which the foundation stone was laid in March 1926 by His Excellency the Governor. Five new houses for senior officers of the Trust were completed and occupied during the year, as well as other buildings for the subordinate staff.

75. The finances of the Rangoon pilot fund are dealt with in paragraph 149 below. There was a surplus on the year's working of Rs. 67,815, compared with a surplus of Rs. 1,01,327 in the year 1924-25. In view of the amount of surplus earned in 1924-25, a rebate of 10 per cent on pilotage fees was granted with effect from the 1st July 1925. Owing, however, to the increase in the number of ships piloted during the year of report, the rebate had not the effect of reducing the surplus to the figure anticipated; and the Commissioners for the Port of Rangoon, therefore, decided to increase the rebate to 30 per cent with effect from the 1st April 1926.

76. Besides Rangoon, there are eight smaller ports in the province—
 Mouhmein, Bassein, Akyab, Tavoy, Mergu, Kyaukpyu, Sandoway and Victoria Point—
 Minor Ports.
 which together during the year under review dealt with some twelve per cent of the foreign trade of the province, and with fifteen per cent of the trade with India, as well as with intra-provincial coasting trade. The number of vessels of all kinds entering these minor ports during the year was 2,549, with a total tonnage of 1,654,624; while 2,501 vessels with a total tonnage of 1,626,290, cleared.

77. Repeated voyages are taken into account in the statistics given in this paragraph, and coasting trade means trade with Indian ports, whether British or not. The number of vessels entering ports in Burma fell from 5,500 in 1924-25 to 4,208 in the year of report, but their aggregate tonnage rose from 5,176,830 to 5,740,935. The number of vessels clearing from ports in Burma fell similarly from 5,255 to 4,176, while their tonnage rose from 5,208,797 to 5,695,449.

Commercial Marine :
 Shipping.
 The total number of vessels engaged in foreign trade, which entered the ports of Burma was 536, with an aggregate tonnage of 1,457,876, against 580 vessels with an aggregate tonnage of 1,478,200 in the previous year. The total clearances numbered 648 aggregating 1,800,689 tons, against 685 with a gross tonnage of 1,735,570 in 1924-25. Of the vessels entering, sailing ships numbered 36 of 7,780 tons, compared with 64 of 10,836 tons; of the vessels clearing, sailing ships numbered

83 of 9,342 tons against 92 of 17,561 tons in the previous year. The number of vessels entering Rangoon from foreign ports rose from 301 to 314 and their tonnage from 1,203,650 to 1,220,496; the number clearing also rose from 478 to 501 and their tonnage from 1,513,462 to 1,604,470. No sailing ships entered the port during the year and only 2 with a total tonnage of 298 cleared. In the previous year 1 sailing ship of 106 tons entered and 6 of 1,506 tons cleared from the port.

The number of vessels engaged in the coasting trade, which entered the ports of Burma, fell from 4,930 to 3,677 while their tonnage rose from 3,698,621 to 4,283,059. The number which cleared fell similarly from 4,570 to 3,528 while their tonnage rose from 3,473,227 to 7,091,760. Of the vessels entering, sailing ships numbered 1,500 of 64,360 tons against 2,913 of 101,091 tons in 1924-25, and of those clearing, 1,461 of 63,618 tons against 2,617 of 92,155 tons in the previous year. Of the vessels engaged in the coasting trade, 1,123 steamers with an aggregate tonnage of 2,856,021 entered Rangoon, against 1,020 with a tonnage of 2,455,427 in the previous year; and 1,019 steamers aggregating 2,454,189 tons cleared, against 931 steamers of 2,169,086 tons in 1924-25. The number of sailing ships that entered the port again fell from 170 to 142, and their tonnage from 12,047 to 9,794; the number of sailing vessels which cleared also fell again from 180 to 155, with a corresponding drop in tonnage from 12,192 to 10,480.

The number of British vessels, excluding native craft, which entered the ports of Burma from foreign countries fell from 393 to 347; native craft fell from 9 to 3. The number of foreign vessels rose by 8 to 186. One Russian vessel visited the province during the year of report; there had been none in the previous year. Vessels under the Dutch, Greek, German, Japanese, and Norwegian flags rose from 51, 1, 9, 72 and 2, to 55, 2, 10, 92 and 8 respectively, while those under the Danish, Swedish and American flags fell from 4, 6 and 11 to 3, 5 and 1 respectively. Italian vessels numbered 9 as in the previous year.

In the coasting trade, the number of vessels entering, which flew the British and foreign colours rose from 1,767 and 154, to 1,845 and 173 respectively; native craft fell from 2,376 to 1,340.

78. During the year of report casualties to sea-going vessels within the port of Rangoon numbered 18, and were mostly

**Commercial Marine,
Wrecks and Casualties.**

of a minor nature. In only two cases was it found necessary to hold a special court of enquiry under the Indian Merchant Shipping Act. The Court found in one case that the accident was due to an error of judgment on the part of the pilot; and in the other case absolved an assistant harbour-master from blame.

Outside Rangoon, steamers and launches were involved in 8 collisions, in the course of which two lives were lost. A vessel carrying passengers and cargo capsized in the Pyapôn river near Kyaiklat, with the loss of three lives and all cargo. The water-hyacinth destroyer "Edwards" foundered in the Irrawaddy river; salvage was attempted. A native brig which left Akyab with a cargo of paddy for Paumban encountered bad weather and having sprung a leak, changed her course to Rangoon. She was abandoned in a sinking condition off the Krishna Light-vessel by her exhausted crew, three of whom including the master died of scurvy. A survey steam launch which was carrying out tidal observations at the mouth of the Rangoon River was struck by a tidal bore of unusual height and sunk. No lives were lost and the launch was

refloated and towed to Rangoon for repairs. The most serious disaster of the year, however, was the sinking in the Sittoung River of a steam launch in February 1926 with the loss of nearly 30 lives. In view of the magnitude of the disaster, a small committee was appointed by the Local Government to investigate the facts attending the loss of the vessel.

79. Excluding the light-vessels and also the Public Works, dredgers and cargo boats which are maintained by that department, there were at the beginning of the year 208 provincial marine vessels of all descriptions. Eight motor boats were added to the fleet during the year and two steam launches were condemned and sold. One motor launch foundered. One motor launch, one barge and one house-boat were sold to the Government Dockyard working under commercial system, thus leaving 210 provincial marine vessels of all kinds at the end of the year. These were made up of two steam trawlers, two inland steamers, one steam barge, 80 steam launches, 89 motor launches and boats, 15 house boats, 14 flats, two barges, two buoy vessels, one mooring boat, one rock-smasher and one water-boat. The vessels working under the various departments, and those allotted to officers, were in good condition, and continued to be fully employed. The fuelling arrangements carried out by the Forest Department were, as usual, satisfactory. The value of stores received in the Marine Store Godowns at Mandalay, Bassein and Rangoon was Rs. 5.73 lakhs against Rs. 4.82 lakhs in 1924-25. The value of stores issued from the store godowns amounted to Rs. 7.67 lakhs against Rs. 4.11 lakhs in the previous year. The Government saw-mill plant at Mandalay was sold in April 1925 for Rs. 7,500.

80. In the port of Rangoon, the dredger "Cormorant" working in the Monkey Point channel, the Duncedaw reach and the western approach, removed over a million tons of sand and silt. The Monkey Point channel and the Duncedaw reach were maintained at a satisfactory depth. The dredger "Hastings" worked on the berths at the wharves and jetties, and dredged 113,900 tons of silt. The various surveys of the Rangoon River undertaken during the year disclose, on the whole, a satisfactory state of affairs. The survey of the inner harbour shows that the shallower parts of the harbour are very unstable. The survey of the Akyab Harbour, mentioned in paragraph 80 of last year's Report, was carried out during the months of October, November and December 1925 by the R.I.M.S. "Investigator."

Government Steamers
and Launches

Marine Works and
Surveys.

CHAPTER IV.

PRODUCTION AND DISTRIBUTION.

REFERENCES—

- Season and Crop Report of Burma for the year ending the 30th June 1926.
- Report on the Operations of the Department of Agriculture, Burma, for the year ended the 30th June 1926.
- Report on the Civil Veterinary Department (including the Indian Veterinary School), Burma, for the year ended the 31st March 1926.
- Report on the Land Revenue Administration of Burma during the year ended the 30th June 1926.
- Report on the Working of the Co-operative Societies Act in Burma for the year ended the 30th June 1926.
- Administration Report of the Public Works Department, Burma (Irrigation Branch), for the year 1925-26.
- Agricultural Statistics of India, Volume I.
- Area and Yield of certain Principal Crops in India.
- Annual Report of the Agri-Horticultural Society of Burma for the year 1925.
- Report on Forest Administration in Burma for the year ending 31st March 1926.
- Report on the Mineral Production of Burma for the year 1925.
- Report on the Census of Burma, 1921.
- Annual Report on the Working of the Indian Factories Act, 1911, in Burma for the year 1925.
- Report on the Maritime Trade and Customs Administration of Burma for the official year 1925-26.
- Annual Statement of the Sea-borne Trade and Navigation of Burma with Foreign Countries and Indian Ports for the official year 1925-26, Part I, Foreign Trade, and Part II, Coasting Trade.
- Review of the Trade of India.
- Annual Statement of the Sea-borne Trade and Navigation of British India with the British Empire and Foreign Countries, Volumes I and II.
- Annual Statement of the Coasting Trade and Navigation of British India.
- Administration Report of the Public Works Department, Burma (Buildings and Roads Branch), for the year 1925-26.
- Statistical Abstract for British India, Volumes I and II.

Agriculture.

81. The bumper crops of the previous year naturally led to an increase in the occupied area, which rose by a quarter of a million acres to 19'97 million acres, the bulk of the increase occurring in Lower Burma. For individual Districts the most noticeable increases occurred in the Pegu, Myaungmya, Shwebo and Upper Chindwin Districts. The

Occupied and Cultivated Area.

followed area comprised 18.65 per cent. of the occupied area of the Province, the proportion in Upper Burma being 34.57 per cent. and in Lower Burma 5.74 per cent. Poor rains in Upper Burma led to the following increases in the followed area; Thayetmyo 12,995 acres more than in the previous year, Minbu 21,324, Magwe 52,827, Yamethan 12,985, Upper Chindwin 19,500 and Lower Chindwin 11,226 acres. Owing chiefly to the previous year's bumper rice crop in Lower Burma, the net area sown increased by over 200,000 acres to 16.21 million acres; while the net sown acreage for the Province was 15.28 million acres, an increase of nearly a hundred thousand acres. The area occupied by rice was 11.56 million acres, against 11.43 million in the previous year. Groundnuts again tended to oust millet, and covered nearly half a million acres, an increase of over 36,000 acres, while millet fell from 735,570 acres to 700,789 acres. Late and early sesamum were almost stationary, with 338,999 and 793,863 acres respectively. The area occupied by cotton rose considerably from 336,632 to 449,168 acres; gram also was more freely sown owing to the continued popularity of the Karachi type, the area being 118,166 acres, or 28,000 more than the year before. Beans occupied a slightly smaller area. Tobacco fell by 28 per cent. to 81,065 acres, due to poor late rains and erosion of tobacco land on river banks. Wheat was again popular, and was sown on 48,202 acres, an increase of 16 per cent.; five years ago the area under wheat was 32,753 acres. The high price of rubber was reflected in the rise from 77,659 to 79,437 in the acreage under that crop.

82. The net irrigated area fell by 1.56 per cent. to 1.427 million acres. Rainfall in the areas served by Govern-

Area Irrigated.

ment canals proved unusually favourable, and

the Shwedo canal increased its irrigated area by over 33,000 acres, a record figure, 169,292 acres, being reached in the area of *Kawthi* rice fed by that system. Government canals in the Kyaukse and Mandalay Districts served areas each approximately 4,000 acres greater than in 1924-25. Poor rainfall in Minbu led to a slight decrease in the irrigated area, and the Nwetane canal was abandoned because the cultivators proved unwilling to do their share of the work. In contrast with the Government canals, private canals as a whole had a poor year. The Magwe District showed a decrease of over 30,000 acres in the area served by private canals. Both Government and private tanks supplied smaller areas than in the previous year, the rainfall being the main cause. In spite of the large rice area irrigated by the Shwedo canal, the total irrigated area under rice fell by 25,000 acres, for which the Magwe District was mainly responsible. Variations in other crops called for no remark. During the year improvements were made to the Mön and Man canals in the Minbu District; and in Kyaukse District the remodeling of the Zidaw and Pyangbya canals was continued.

83. In accordance with the recommendations of the Agricultural Committee, which sat in 1925, eight agricultural Circles were constituted for the Province, each with a central farm, with the small

The Agricultural Department.

subsidiary farms were retained at Tatkon, Thayetmyo, Kyaukpyn, Padu and Pwinbya. There was no reduction of the existing 19 appointments to the Burma Agricultural Service, but the Junior Agricultural Service was abolished, with the exception of certain engineering and sericultural posts, and in its place was created a service of 98 Senior Agricultural

Assistants, 18 of whom belong to the research and teaching branches, and 86 to the agricultural branch. The Engineering Section of the Department consisted of an Agricultural Engineer, one Assistant Engineer, one Assistant Mechanical Engineer, three Mechanical Overseers and a Workshop Superintendent. The Sericultural Section contained two Senior Agricultural Assistants and two Sericultural Assistants. There were also increases in the number of fieldmen in the employ of the Department. Slight changes were made during the year in the territorial constitution of the Circles.

Two classes of students were in residence at the Agricultural College, Mandalay. The first year class consisted of 18 students, two of whom lost their stipends as a result of the terminal examination. The second year class contained 13 students, two of whom also failed to satisfy the examiners. At the close of the year a selection board chose 20 candidates to join the College, 19 of whom were to receive Government stipends. Attendance of students showed a satisfactory improvement. The Pyinmana Agricultural School started its fourth year in May 1926 with 64 students, of whom 18 were in their final year. Instruction at this school deals mainly with gardening in the first year, farm crops in the second, animal husbandry in the third, and in the fourth year advanced work in all three subjects, with opportunity to specialise. The Government subsidy to this school during the year was Rs. 14,600 for recurring, and Rs. 20,000 for non-recurring expenditure. The system of giving agricultural instruction to cultivators at the various agricultural farms was continued with success; the courses are made elastic to suit the needs of each neighbourhood, and are gaining in popularity. During the year over 120 cultivators benefited by such courses.

84. A new agricultural station was established during the year at Pyinmana, and equipped for the cultivation of sugar-cane and the manufacture of jaggery.

Agricultural Research.

A subsidiary station at Sa-sing, in the Thayetmyo District, was also acquired, for experimental growing of tobacco. The station at Mandalay, which in addition provides practical instruction for the students of the Agricultural College, continued experiments in rice cultivation, particular attention being given to yield, manuring results, and seed rate tests. It was again shown that 5 or 6 baskets of seed to the acre produce better results than the 15 baskets usually sown by local cultivators. Experiments aimed at ascertaining the best periods for, and the amounts of, water supply over irrigated areas gave negative results. A stock of Scindi cattle was imported, and seemed to give promise. Deficient late rains hampered experiments with dry crops at Mandalay, and at the Padu subsidiary farm, where trials were made between Spanish and Burmese groundnut, in which the latter seemed to give the greater promise. Other experimental crops at Padu were gram, wheat, pulses and cotton. At the Mahlaing Station, Spanish groundnut proved superior to Japanese, and the results from a Nigerian strain seemed to offer prospects. The Tatkon Station experimented further with crops of cotton, sugar-cane, tobacco and with fodder crops. Among the last, Merker grass gave good results as a general fodder crop. It seems likely that cotton can be successfully grown in the Tatkon area. The Ahanmyo Station was chiefly concerned with the growing of Cambodian cotton, and the question of row-spacing of groundnut. Manual experiments at the Hinawbi Station declared against bone meal

and basic slag manures, with or without treatment with ammonium sulphate. It was found that the use of European ploughs had no material effect on the output of rice. Rice plants were further selected at Akyab, and 36 types were isolated. The coconut plantation at this station was the subject of further experiments for the extermination of the deadly rhinoceros beetle. A new area was acquired at Kyaukpau for the cultivation of coconut and of garden crops. At Yawngwe, in the Southern Shan States, further trials were made with potato seed imported from the United Kingdom; wheat at this station suffered from rust. Small poultry farms were established at Hinawbi, Mandalay, Mahlaing and Pada, the strains imported including Plymouth Rocks, Rhode Island Reds and White Leghorns.

Other more technical research was carried out at the Agricultural College, Mandalay, the results of which may be very briefly summarised. It was found that there is no immediate possibility of reducing the prussic acid content of Burma beans by selection, owing to climatic causes. Investigation was made of the possibility of such subsidiary industries as the production of citric acid from citrus fruits, the extraction of nicotine from tobacco waste, and of essential oils from indigenous grasses. On the botanical side, pure strains of all the more important types of paddy in Upper Burma were isolated, and the most promising types were taken up for multiplication and distribution. The mycological and entomological section investigated a large number of the insect pests which threaten cotton, sesamum, rubber and sugar cane. Particular attention was given to the cotton boll-worm, and its habits were further ascertained.

Sericulture received continued attention. The land for a new nursery was acquired at Pauksaung, and clearing and lay-out for mulberry cultivation was begun. At Maymyo experiments demonstrated the good effect of manuring mulberry trees. Cuttings were supplied to Tavoy, Tathon, Hinawbi and Kengtang. Seed cocoons and eggs were also distributed. The Agricultural and Co-operative Conference at Mandalay discussed a paper on the subject of sericulture, and adopted a resolution that the industry should be expanded. This fact is noticeable on account of the supposed tendency of Buddhists to discountenance the breeding of silk-worms.

35. Over 1,800 tons of selected seeds were distributed during the year, and the demand was not fully met. In particular, the preference shown by millers for

Seed Distribution and Demonstration.

paddy grown from selected seed stimulated the Department to special efforts to augment the supply. With that object some 1,300 acres of grazing ground were released for the planting of such seeds, and further expansion of similar areas was contemplated. In the Northern Agricultural Circle there were 175 private seed farms and though it was not possible to set aside all their produce for next year's seed, the cultivator using a portion for his expenses, some 30,000 baskets were available, though the distribution has only been in force for three years. Co-operative Societies were one of the chief agents of such seed farming. In the Myingyan Circle 184 tons of seed, mainly cotton and groundnut were distributed. In the West Central Circle, Co-operative Societies ran 52 seed farms, covering 455 acres, and 30 tons of seed, mainly paddy, cotton and groundnut, were available to cultivators. The East Central Circle placed nearly two thousand baskets of seed with cultivators. Over 30,000 baskets of paddy seed were

distributed in the Southern Circle, while there were 113 private ones found. However, paddy seed measuring over 11,000 baskets was made available in the Irrawaddy Circle. Demonstrations were given in many parts of the Province with water screw-tille, sugar-cane crushers, and with the jet and the locally made *Thakpan* ploughs. Over 700 of the last were sold.

66. No important change was made during the year in the Veterinary staff, which included 7 Deputy Superintendents, of whom two were attached to the Insular Veterinary Department and Veterinary School, one Assistant Instructor, 213 Assistants, and 24 Inspectors two of whom were working in the Shan States. The cost of the Department fell from Rs. 5'45 to Rs. 4'79 lakhs, owing to reduced expenditure on instruction and superintendence. Considerable progress was made with the new buildings of the Veterinary School at Insein, which held 28 pupils, of whom 13 were passed out during the year. No new pupils were admitted, pending decision of the educational qualifications to be demanded of candidates. The number of pupils at the end of the year was therefore 15. The serious spread of rinderpest in the Arakan Division made it necessary to supplement the local inoculation staff by pupils of the School who volunteered for the work. The Taunggyi School still suffered for lack of adequate equipment. Five new pupils were admitted, and two passed out, leaving 11 under instruction at the close of the year. There were four regular dispensaries at work at Myingyan, Pegu, Prome and Pakokku. The Myingyan Dispensary continued to be very popular, and treated, 2,652 animals during the year.

67. The year was marked by a most serious outbreak of rinderpest, which affected nearly all districts in the Province. No less than 44,583 animals were reported as having died of this disease; in Lower Burma deaths numbered 18,758, considerably more than three times the mortality from this disease in the previous year; while in Upper Burma the figure 10,136 is nearly twice that of 1924-25. The Shan States too suffered severely from the same cause. Deaths from rinderpest in the Northern States totalled 12,865, against 1,156 in the preceding year; and in the Southern States deaths were twice as numerous as in the year before. The districts which suffered most were Akyab (4,763 deaths), Bassail (4,020) and Tharrawaddy (2,772) in Lower Burma; and in Upper Burma Mohni lost 1,593 and Thayetmye 4,138 head from rinderpest alone. The total deaths from all diseases for the whole Province reached the very high figure of 50,942, of which only 210 were reported among equines. Foot and mouth disease claimed 4,243 victims, nearly twice the figure of the previous year. The figures of animals treated in the various hospitals and dispensaries did not show any great variation from the previous year's; slightly fewer out-patients were dealt with, the total, 9,928, including nearly six hundred in-patients. The Veterinary Assistants while on tour treated over 125,000 animals, of which 29,000 were suffering from contagious diseases. On the other hand 86,855 animals were inoculated against rinderpest, of which 498 died; these figures compare well with those of the previous year, when 380 animals died of 62,205 inoculated. There was again difficulty in getting serum to meet urgent demands. Villagers seemed to co-operate more willingly in segregating their cattle, impressed, no doubt, by the extent of the epidemic.

88. The annual return of plough cattle showed no important variations from the previous year. The number of bullocks was returned as 637,127, buffaloes 1,890,950, cows 1,391,797 and calves 995,097. Buffaloes of all varieties were reported to number 1,037,648. The enumeration is not accurate, and the figures must be taken as approximate. A cyclone which occurred in the Akyab District in May 1926 caused widespread loss of cattle, estimated at some 8,000 head. This happened after the enumeration of which the results are given above. The previous year's successful harvests resulted in an increase in the number of ploughs and carts, which were returned as 771,000 and 719,000 respectively. There was a further decline in the number of sheep (73,871), goats (260,696) and pigs (371,170). The breeding of the two former is mainly in the hands of Indians, and of the last in the hands of the Chinese. As in last year, the cause of this decline was said to be a greater addiction to mutton and pork; but this reason is obviously not adequate, since a greater demand for meat would lead to a greater supply and larger stocks. This is particularly true of domestic pigs and goats, whose normal destination is human consumption. On the other hand, the continued fall in the number of horses and ponies is clearly traceable to increased motor traffic, which is now penetrating the more remote parts of the Province. The total returned for horses and ponies of all sorts was 84,981, while the figures for the two preceding years were 85,367 and 92,491 respectively. The Burma pony is clearly yielding place to the motor omnibus.

89. The effects of the previous good harvest were clearly seen in the issue and collection of agricultural loans during the year. Apart from loans to Co-operative Societies, the advances under the Agriculturalists Loans Act, 1884, amounted to Rs. 1272 lakhs, against Rs. 2472 lakhs in the preceding year. Collections were not numerically so heavy as in 1924-25, but of Rs. 2964 lakhs due for recovery. Rs. 2356 lakhs were realised and the amount overdue at the close of the year was Rs. 542 lakhs, against Rs. 909 lakhs in the preceding year. Loans fall due late in March, and a few days delay in recovery greatly affects the year's figures. Remissions showed little variation, and stood at Rs. 10 lakh. But the recoveries suspended were reduced from Rs 512 lakhs to Rs 202 lakhs. Arrears of interest overdue similarly declined from Rs 84 lakh to Rs 45 lakh. The most extensive advances were issued in the Meiktila and Akyab Districts, each of which took over one lakh; while Prome, Pegu, Magwe, Pakòlku, Yamethin, Sagaing and Shwebo each absorbed over half a lakh. There was reason to believe that loans reached the wrong hands in the Pegu and the Kyaukpou Districts; but generally they were well applied, and are a popular form of assistance to agriculturalists.

90. The areas cultivated under the protection of embankments in the charge of the Irrigation Branch of the Public Works Department rose from 980,000 acres to 1,128,407 acres. But the increase was due mainly to a revision of the areas hitherto classed as protected by the Yandoo Island Embankment and by the Yenwe and Sittang Embankments. The rainfall was below the average, and the shortage at the end of the season resulted in extensive crop failures and remissions of land revenue.

There was a record flood in the Yeuwe River, and a high flood in the Pegu River in September 1925. The gross revenue amounted to Rs. 17 66 lakhs against Rs 16 30 lakhs in the previous year, in spite of the recumtents referred to above. The working expenses fell from Rs. 12 51 lakhs to Rs. 6 11 lakhs, thereby raising the net receipts from Rs. 3 79 lakhs in the previous year to Rs. 11 55 lakhs. Further extension of the Yeuwe and Sittang River Embankments was stopped, and a system of river training without embankments has been substituted. This system was found to be very successful in the Tharawaddy District, and the Forest Officer who conducted river training works in that district, commenced similar operations in the Pegu District. He started work on training the Kawlyu, Yeuwe and Bawui streams, and made good progress. The construction of the embankment at Tansakaw at the mouth of the To River, which was undertaken in December 1924 for the protection of cultivated lands from inundation and erosion by the sea, was completed during the year at a total cost of Rs. 57 lakh. A considerable amount of work was done during the year on raising and strengthening the embankments in the Irrawaddy Delta, but work on the metalling of the crests of the embankments for light motor traffic was slow, owing to difficulties in transporting metal. Arrangements were made to employ mechanical transport.

Weather and Crops.

91. The monsoon broke punctually, and brought good early rains to practically all the Province. The middle rains were generally adequate in Lower Burma, but in Upper Burma they were light. The late rains failed over nearly all Burma. The resulting agricultural season was inferior for rice and other important crops. In Lower Burma considerable damage was again caused by extensive floods, notably in the Insein, Pegu, Bassein, and Henzada Districts, while parts of Upper Burma, particularly in the Meiktila and Magwe Districts, suffered from drought. There was unusual destruction of crops by insects in the Tharawaddy and Ma-shan Districts of Lower Burma.

92. Although the area on which rice crops matured was larger by 110,000 acres than in 1924-25, the gross outturn of unhusked paddy declined owing to lighter crops, and was estimated at 6 72 million tons, compared with 7 37 million tons in the earlier year. Exports of rice totalled 3 41 million tons during 1925, a record figure; a conservative estimate of the amount available for export during 1926 placed it at 2 85 million tons. Exports of rice to Europe, Ceylon, Africa and India rose appreciably, while the demand was less in America, Australia and the eastern ports. The strike in Canton appears to have had the effect of increasing the export of rice from Rangoon to that Province by raising local prices and shortening stocks. Cotton, like rice, was sown over a much larger area, but the acreage yield was lighter. Exports during the financial year totalled 16,185 tons, against 12,162 tons in 1924-25. The sesamum-crop was estimated at 64 per cent. of the normal crop, with a total of 45,000 tons, or 20,000 tons less than in the previous year. For groundnut, too, the output did not increase proportionately with the area sown; the crop was estimated at 160,000 tons, about the same as in the preceding year. Rubber exports rose by 700 tons to 4,571 tons. Prices of unhusked rice

fluctuated between Rs. 177 in July 1925 and Rs. 184 in November for rail-borne paddy; the corresponding figures for the river-borne crop were Rs. 185 and Rs. 190. For the new crop, prices ranged between Rs. 182 and Rs. 207 for rail-borne paddy and between Rs. 187 and Rs. 215 for river borne, while district prices ruled higher than in the previous year, and higher than the average of the past decade. Local combinations of buyers and a fall in the world price led to lower prices for cotton. Diversity of outturn caused local variations in cottonseed prices, which, as a whole, were slightly higher than in the year before. A shortage in the crop led to a considerable rise in the price of chillies. Stocks of rice and paddy remaining at the end of the year were generally adequate, except in the Meiktila, Yamethin and Magwe Districts of Upper Burma.

Co-operation.

93. There were no important administrative changes during the year; nor was there any extension of the areas covered by the work of the Department. It was remarked in the Report of the previous year that for the first time in the history of the co-operative movement in Burma, the number of societies and of members had fallen. A continued policy of weeding out useless societies resulted during the year in a further decrease in both societies and membership. Rural credit societies were reduced by the disregistration of 138 societies; and eleven urban societies were disregistered. Societies of all classes fell from 5,549 in the previous year to 5,383 at the close of the year under review; and the total membership showed a corresponding decline from 154,848 to 147,264 members. On the other hand, deposits by members increased from Rs. 9'97 lakhs to Rs. 11'18 lakhs, and loans and deposits by non-members rose by over Rs. 14 lakhs to Rs. 142'81 lakhs.

In a survey of the year's work, the Registrar recorded his opinion that it was necessary to give up the idea of successful co-operation in Upper Burma, where the precarious nature of the harvest makes the financing of the cultivator a matter of speculation. It is much to be regretted if this should prove to be the final word; since the poorer parts of the Province are *prima facie* those parts which most sorely need and would most widely benefit by the credit facilities and the inculcation of thrift which form the basis of the co-operative movement. The fact remains, however, that co-operation has not thriven in Upper Burma. In Lower Burma the position of societies was generally satisfactory. The new Co-operative Bill was referred by the Legislative Council to a Select Committee, under whose consideration it remained at the close of the year. The question of audit presented many difficulties during the year, and there was a definite breakdown in the audit machinery of the Co-operative Council.

94. The Provincial Bank had a successful year, and made a profit of Rs. 1'11 lakhs. It was necessary in September 1925 to lower the rate of interest in order to check the flow of deposits; which however again became excessive with a rise in the interest rate in May 1926. It is satisfactory to note that non-European depositors were responsible for 33'4 per cent. of the fixed deposits, against 17'4 per cent. three years ago. More than half the deposits falling due for repayment during the year were renewed. Current

account increased, and Savings Bank deposits rose by a lakh and a quarter to Rs. 7,30 lakhs. Repayments by Societies rose from 25 to 29 3/4 per cent. The face value of the Government securities held by the Bank was Rs. 5373 lakhs, their market value Rs. 34 61 lakhs, and their value shown in the balance sheet Rs. 26 30 lakhs.

The Tharrawaddy District Bank was disregistered, and the Shwepyithar District Bank was replaced by the Rangoon Township Bank, which, however, was not in a satisfactory condition. The strongest District Banks were those at Prome, Pega, Patheingyi, Sagu-Salin, Benzada, though the last made but slow progress, and Lower Chindwin. The Banks at Myingyan, Pyawbana, Pyawon and Monywa were either inert or showed little signs of vitality. The Urban Central Bank, Rangoon, opened branches at Myingyan, Shwepyithar and Nagabank. Of the Township Banks, those at Natogyi, Zegon and Madaya showed promise; while Kinone, Mogyo and Tada-U were either moribund or in a feeble condition. The profits earned by central banks rose from Rs. 106 lakhs to Rs. 129 lakhs, the latter figure representing an increase of 77 per cent. on the figure of four years ago.

95. The number of rural credit societies of the Luzatti or Raffles type fell during the year from 4,057 to 3,919, and the membership from 92,005 to 87,761. This is a greater decrease than that of the previous year, and a consequence of the policy of disregistering useless societies. The decrease was spread generally over all the Province, but was most conspicuous in the Tharrawaddy, Amherst, Saguang and Melkida Districts. Deposits also fell by a lakh to Rs. 3,80 lakhs. The amount of the average loan rose from Rs. 129 in the previous year to Rs. 197. The percentage of repayments by members was 24 1/2, and by societies to banks 23 1/2 per cent, a slight fall in each case. As in the previous year, repayments were better in Lower than in Upper Burma. The total profit earned by these societies was Rs. 3,59 lakhs, or Rs. 70 lakh less than in 1924-25. As might be expected in a period when caution and consolidation were the guiding principles, there was no outstanding development in this class of society during the year under review.

96. Eleven Urban Societies were disregistered, and the number of such societies fell from 124 to 113, the membership showing a corresponding decline from 15,263 to 14,449. Share capital fell slightly, but deposits increased by nearly two lakhs of rupees, and reserve funds by half a lakh. Salary earners' societies again increased; at the close of the year under report there were 54 societies, with a total membership of over fourteen thousand. Their working capital rose by Rs. 4.5 lakhs to Rs. 19.77 lakhs. Cattle insurance societies, which were confined to Upper Burma, declined both in number and in *premia* collected. With the exception of co-operative stores in Rangoon, which were mainly prosperous, other general classes of co-operative society showed no conspicuous development. Co-operative housing societies were three in number; lacquer workers' societies were on the verge of dissolution, in company with salt boilers societies, who were unable to compete with foreign imported salt. An increased amount of seed distribution was effected through agricultural societies. Some mention of this will be found in the paragraphs relating to agriculture.

Horticulture.

97. A slight rise in the membership of the Rangoon Agri-Horticultural Society indicated the maintenance of public interest; but the Society's activities during the year exhibited no outstanding features. No further progress was made with the proposal to start a branch of the Society in Kalye. The annual flower show, revived in 1924, was held early in 1925 with success; but the school gardens exhibition held in conjunction with the show was handicapped by the difficulty of keeping cut flowers fresh in the climate of Rangoon. The fruit exhibits of the show were poor, but flowers and vegetables were up to the standard of the previous year. On behalf of the Rangoon Corporation the Society undertook the inspection of open spaces and road-side trees, and in addition to the further planting of trees in Lake Avenue, shade trees were placed round the Theinbya Park Triangle. A number of interesting plants and orchids were received for the Society's gardens, which continued to attract public attention, though sales of plants, flowers and seeds were not so extensive as in the previous year.

Forests.

98. The total area of reserved forests at the end of the year 1925-26 was 28,372 square miles, against 28,327 square miles at the end of the previous year. The area of unclassified forests was estimated at 95,374 square miles. Only 6 square miles of new reserves were settled during the year; slight variations were due to deforestation and recomputation of areas. Delineation of 127 miles of exterior boundaries was carried out at a cost of Ra. 1,506. Repairs to 3,345 miles cost Ra. 33,464; and 186 miles of new boundary awaited demarcation at the end of the year. The Survey of India completed the survey of 365 square miles of reserved forests on the 4" scale, and of 215 square miles on the 2" scale. During the year, six working plan parties were at work, and 1,186 square miles were examined, with enumerations over 26 per cent of the area. The area under sanctioned working plans was increased by 20 square miles only during the year; but plans were completed, though not finally sanctioned, for the addition of 2,480 square miles of new ground, and revision of 429 square miles. A feature of the year was the attachment to working plan parties of junior officers of, and probationers for, the Burma Forest Service, as a part of their training. The results were promising.

99. The number of forest offences reported was 5,536 against an average of 8,157 for the previous three years. As usual, the great majority were unauthorised fellings and removals. During the year 1,251 cases, involving 2,021 persons, were taken to court, the percentage of convictions being 88.5 against 87.6 in the previous year. Fire-protection was still restricted to areas where its application could be justified on silvicultural or financial grounds. The total area under fire-protection was 82,937 acres, of which 90.4 per cent. was successfully protected. Of the reserved forests 74.9 per cent. were closed to grazing entirely; while 16.4 per cent. for

Agri-Horticultural Societies.

Forest Reserves, Forest
Settlement, Delineation,
Survey and Working Plans.

Protection of Forests.

part of the year, and 80 per cent for the whole year were open to all animals except browsers. Infractions of the rules for the protection of game persisted during the year.

100. The total expenditure on forest roads and buildings amounted during the year to Rs. 588 lakhs, and a further Rs. 0·3 lakh was spent by lessees on improvement of Porters. roads intended to supplement their floating operations. New cart roads totalling 183 miles were constructed at a cost of Rs. 2·06 lakhs, and new bridle paths totalling 102 miles, at a cost of Rs. 44·1 lakhs. Rs. 1·27 lakhs were spent on the construction of new buildings. The total book area under plantations at the close of the year was placed at 133,359 acres. This total, which can only be taken as approximate, is some 15,000 acres above the preceding year's figure. New plantations covered only 4,551 acres, and recomputation accounted for the balance. Clearer cutting was carried out over 79,070 acres, felling of fess bound trees over 11,433 acres, and improvement fellings over 48,679 acres; the total expenditure incurred on these was Rs. 31,755. Expenditure of the year on regeneration, including tending, totalled Rs. 1·09 lakhs.

101. The outturn of teak by lessees during the year was 339,526 tons, against 328,135 tons in the previous year. Exploitation of Timber. Extraction by licensees and departmental extraction by Government totalled 25,084 tons and 71,404 respectively, a considerable increase in the former and a slight decrease in the latter case. The total extraction of reserved woods other than teak was 163,318 tons, or over 40,000 tons more than in the previous year; and the total of unreserved timber and fuel extracted was 1,368,477 tons, against 1,403,158 tons in the preceding year. Government extraction operations were further curtailed during the year. It may be noted that the figure of extraction under this head includes, in addition to logs departmentally extracted, teak on which the extracting agencies elected not to pay royalty, such timber being handed over for sale on joint account, and also unclaimed drift, waif, and confiscated timber. The increase in the output of timber other than teak was due to improved trade conditions. The decrease in the output of fuel was probably due to some extent to a strike in the Irrawaddy Flotilla Company during the year. As usual, the bulk of the teak exports (252,100 tons) and of the principal other exported timbers was sent to Indian ports.

Mines and Quarries.

102. During the year the operation of the Mines Act was withdrawn from steatite mines in the Minbu District and from native precious stone mines in the Katha District. Further, all mines in the Federated Shan States and such mines in the Tavoy and Mergui Districts as are worked under the tribute system were withdrawn from the operation of sections 23 and 28 of the Act. The total number of mines in the Province which were worked during the year was 252, including ten stone or laterite quarries. The figure for the previous year was 124, but the balance (108) includes 95 mines in the Mergui and 6 in the Tavoy District whose former exemption from the Act's operation was withdrawn. There was, in fact, no important development in mining during the year. Two new

mines in the Henzada District were opened for iron ore and copper pyrites, but work was only just begun at the close of the year. Mines were operated in nine districts, Tavoy, Mergui, Amberat, Henzada, Bassein, Thaton, Toungoo, Mandalay and Katha, and in the Northern and Southern Shan States. Labour conditions and the health of employees called for no special remark. The Burma Corporation at Namtu continued to provide special hospitals and dispensaries, and one mine in the Mergui District opened a private dispensary for its men. The average daily number of labourers rose in the Mergui District from 527 to 3,029 and in the Tavoy District from 2,753 to 3,231 owing to increased activity in tin mining. Women and children were employed in small numbers in the Mergui, Tavoy, Thaton and Mandalay Districts. Accidents fell from 99 to 75, and resulted in 27 deaths: fatal accidents at the Namtu mines (9) were only half the number (17) recorded in the previous year. Inquests were held in 6 cases, but no prosecution ensued. The only person prosecuted under the Mines Act during the year absconded before trial.

103. At the close of 1925 the number of mineral concessions held was 429, of which 239 were held under prospecting licenses and 190 under mining leases.

New Concessions. During the year, 136 new concessions to prospect for minerals were issued, 93 prospecting licenses were renewed, and 16 mining leases were granted; of these 82 related to natural petroleum, 100 to tin, wolfram or allied minerals, 2 to iron ore, 1 each to coal, lead and silver ore and oil shale, and 58 to all mine rals except petroleum. Two mining leases for petroleum, and one for wolfram were withdrawn during the year, and one lease to dredge for tin was surrendered. The Rules and Directions were altered during the year, so as to restrict the assignment or transfer of mining leases without previous sanction of Government; to fix royalty rates for oil shale; and to restrict the powers of local officers to grant ordinary prospecting licenses over areas notified as a stone tract under the Upper Burma Ruby Regulation.

104. The year's output of petroleum fell from 270 to 263 million gallons, and its value from Rs. 998'30 to

Petroleum. Rs. 973'55. The reason for this decrease was the gradual exhaustion of most of the important oil-fields. The Yenangyaung field produced 21½ million gallons and the Mirin fields half a million gallons less than in 1924. The only material increase was in the Singu fields, whose output rose from 79·9 to 95·3 million gallons.

105. The production of lead and silver ore during 1925 was 321,834 tons, valued at Rs. 10779 lakhs. This is a material increase on the high 1924 output,

Lead and Silver. which was 290,412 tons of the value of Rs. 130'93 lakhs. The Dawdwin Mines of the Burma Corporation increased their production of ore by 33,612 tons over the figure for 1924, and by 78,098 tons over 1923. The Corporation produced 46,175 tons of refined lead, and 4,831,543 ounces (troy) of refined silver. In addition, the same mines produced 1,100 tons of antimonial lead, 16,810 tons of zinc concentrates, and 8,079 tons of copper matte.

106. The almost historical Burma Ruby Mines, Limited, after many vicissitudes, decided to go into voluntary liquidation. Their mines were let out to tributers during the year, and it would appear that the best areas are exhausted. The weight of rubies raised in 1925 was 109,948 carats, or more than double the amount in 1924, but the value fell from Rs. 4.22 lakhs to Rs. 3.41 lakhs. Sapphires weighing 31,308 carats were valued at Rs. 21 lakh, less than half the value of the stones raised in the previous year. Spinelis were found to the value of Rs. 3,934.

107. With the closing down of the Mergui mines, coal almost ceased to be produced, a few tons only being brought up in the Southern Shan States. The output of gold also fell, being valued at Rs. 2,561 or slightly more than half of the 1924 figure. The iron ore raised, 51,626 tons, was almost entirely used by the Burma Corporation for smelting purposes. Disturbed conditions in China, the chief market for jadeite, led to a fall both in value and in production of that mineral, of which 1,697 cwt. were raised, valued at Rs. 2.67 lakhs, against 2,630 cwt. valued at Rs. 8.60 lakhs in 1924. Tin ore was raised in slightly smaller quantity, but prices ruled higher and the industry continued to flourish. The total output for the year was 2,220 tons, worth Rs. 34.69 lakhs. Tungsten which, owing to the low price of wolfram, was raised only when found with tin, fell from 1,008 tons in 1924 to 653 tons in 1925.

108. The output of building and road materials fluctuated locally with the demands of the Public Works Department, Municipal bodies and the Burma Railways Company; but the total production increased from 212 to 238 million tons. The partial failure of the late rains in the Meiktila District led to an increased production of soap sand, which rose to 3,491 tons, its collection being a subsidiary industry in that district. For converse reasons, a better agricultural season in the Bassein, Sandoway and Pakokku Districts resulted in a fall from 27 million tons to 25 million tons in the output of clay for pottery.

Manufactures.

109. The bulk of the population is agricultural, and the greater part of the large Indian immigrant population finds employment, especially in Lower Burma, in moving the rice harvest. The other most important occupations were, as in previous years, rice-milling, petroleum winning and refining, saw-milling and the timber and transport industries. There was a slight increase in the numbers employed in saw and rice mills; and the match factories in the province increased to five. Weaving and pottery continued to be the chief subsidiary industries.

110. A continued slight expansion of trade was reflected in the number of working factories, which rose during the year from 858 to 893. The last ten years have seen a remarkable expansion in the number of factories registered under the Act. The total in 1915 was 480, and in 1925, 958. Rice

mills again rose from 518 in 1924 to 545 in the year under review. Beyond this general increase there were no important new developments. The match factories, numbering five, employed an average of 1,910 persons, against 1,588 in the former year. The total number of factory operatives increased from 91,210 to 99,546, the rise comprising 1,155 women, 375 children and 6,806 males. The most noticeable increase occurred in oil mills. There was an unexplained increase in the number of children employed in factories in the Amherst District, and in the number of women employed generally. Fatal accidents fell from 32 to 30, the most serious being an explosion in a petroleum works at Thilawa, which claimed six lives. The total number of accidents reported was 1,329, an increase of 357 over the previous year's high figure; but there were 586 minor accidents reported in excess of the previous year's total. Housing conditions remained satisfactory except in Rangoon, where the problem is a general one and not confined to any particular class of labourer. The health of the operatives was normal, and no new occupational disease was reported during the year. Of the 893 working factories, 755 were inspected during the year; this total is less than last year, owing to the absence of the Chief Inspector on ten months' leave. Only smaller factories escaped inspection. Sixteen prisons were prosecuted during the year, of whom 12 were convicted and one acquitted; in only one conviction was a fine exceeding Rs. 100 imposed. The application of the Factories Act to the Northern Shan States was modified during the year.

Trade.

111. The year was characterised by a general expansion of trade.

The aggregate value of sea-borne trade, including treasure and Government stores was Rs. 123.61 crores, an increase of 12 per cent. over the previous year, and of 60 per cent. over the year 1913-14. Excluding Government consignments, the total value of private merchandise was Rs. 120.94 crores, or 14 per cent. greater than in the preceding year. Foreign imports were worth Rs. 1.72 crores more than in 1924-25; while imports from India rose by Rs. .89 crore to Rs. 16.40 crores, which exceeds the figure for 1913-14 by 78 per cent. Imports into Rangoon from the various parts of the British Empire fell slightly to Rs. 12.61 crores, but exports to the Empire rose by nearly two crores to Rs. 19.37 crores. Both imports from and exports to European countries were greater than in the previous year, the import figures being Rs. 3.75 against Rs. 2.99 crores, and the exports Rs. 5.69 against Rs. 5.24 crores. British trade comprised rather more than half the total foreign imports, and rather less than half the total foreign exports. Exports to other countries in Asia rose by nearly fifty per cent. to Rs. 12.16 crores, and imports from these countries by nearly 25 per cent. to Rs. 4.40 crores. Excluding Government stores and treasure, the total foreign and Indian trade left Burma with a balance of Rs. 38.68 crores in its favour. The balance of trade against India was Rs. 12.49 crores. Rangoon absorbed more than 85 per cent. of the total trade, and Bassein, the next largest port, 4½ per cent. This expansion of trade raised the net customs revenue from Rs. 4.46 crores to Rs. 5.23 crores. Larger exports of rice swelled the gross export duty to Rs. 1.25 crores, while the gross import duty on salt realised Rs. 27.52 lakhs, against Rs. 26.88 lakhs in the preceding year.

Maritime Trade: Total Value and Revenue

112. The value of foreign imports into Rangoon was Rs. 174 crores greater than in the preceding year, and that of Indian imports rose by Rs. 13 lakhs.

Import Trade

The increase in foreign imports was spread over nearly all the most important articles. Cotton manufactures were valued at Rs. 626'04 lakhs, nearly nine lakhs more than in 1924-25. Foreign provisions cost twenty-seven lakhs more than in the earlier year, and were valued at Rs. 137'26 lakhs. The rise in hardware imports, which were valued at Rs. 80'32 lakhs, occurred mainly in enamelled ware from Japan. An increase of more than six lakhs in the value of imported cigarettes raised the imports of tobacco to Rs. 34'73 lakhs. The value of imported oils rose from Rs. 33'65 to Rs. 58'92 lakhs; unusually large shipments of fuel oil were received from Persia and from the United States, the latter also sending increased quantities of kerosine oil. Crude oil was brought in from Assam *via* Chittagong in unusual quantities. Japan was further responsible for a rise in the imports of woollen manufactures, which increased by Rs. 16 lakhs to Rs. 85'34 lakhs, the imports from the United Kingdom suffering a corresponding decline. Motor vehicles were imported to the value of Rs. 35'73 lakhs, a rise of nearly five lakhs. America still predominated, though motor cycles came mainly from Great Britain. There was a noticeable increase in the arrivals of lorries and motor chassis. A decline in the imports of foreign silk goods was mainly due to the steps taken to prevent such goods entering Burma across the Siamese border and so evading duty. On this account Japanese imports fell from Rs. 35'49 lakhs in the previous year to Rs. 23'34 lakhs; the total value of imported foreign silk goods was Rs. 43'63 lakhs.

Jute, tobacco and metals were the imports to Rangoon from India which showed a noticeable increase. The value of imported jute was Rs. 3'31 crores, a rise of Rs. 1'07 crores. Imports of cigarettes from India rose by over twelve lakhs, and the total value of imported tobacco was correspondingly augmented to Rs. 91'93 lakhs. More extensive imports of Indian iron and steel helped to raise the value of imported metals to Rs. 45'16 lakhs. On the other hand there was a falling off of over ten lakhs in the value of imported cotton twist and yarn, which fell to Rs. 149'39 lakhs; and of thirty-three lakhs in the value of imported cotton goods which totalled Rs. 148'75 lakhs. Grains and pulse arriving from India were valued at Rs. 117'94 lakhs, or Rs. 8'6 lakhs less than in the previous year, presumably on account of better local harvests.

113. The general prosperity of the year under review was clearly reflected in the volume of Burma's exports.

Export Trade

Exports to India rose in value by six crores to Rs. 28'89 crores, and to foreign countries by over five and a half crores to Rs. 48'84 crores. Among the exports to foreign countries, rice, husked and unhusked, naturally took premier place, with over two and a quarter million tons, valued at Rs. 34'07 crores, from all the ports of Burma, against just over twenty-nine crores in the previous year. There was also an increase in the value and amount of raw cotton exported to foreign countries, its value being Rs. 181'45 lakhs; the United Kingdom and China proved better customers. Exports of paraffin wax rose by over twenty lakhs to Rs. 150'69 lakhs, heavier consignments being sent to the Netherlands, China and Portuguese East Africa. The timber trade also showed signs of revival, and foreign exports, mainly to the United Kingdom, were valued at Rs. 158'65 lakhs. Raw rubber weighing over

4,500 tons and valued at Rs. 149.76 lakhs was despatched from Burma ports, more than double the value of the previous year's exports, though not double the quantity, the price having risen materially. Rangoon sent to foreign ports Rs. 28.66 lakhs worth of hides and skins during the year, there being a good demand for buffalo and cow hides in the United Kingdom. There was a decline in exports of mineral oils to foreign destinations, the value falling from Rs. 249.55 lakhs to Rs. 92.63 lakhs. For the first time there was an appreciable export of benzine and petrol to Sweden, but consignments to Great Britain, Norway and Egypt declined in favour of the Indian market.

Exports to India included Rs. 813.46 lakhs worth of mineral oil, nearly forty lakhs more than in 1924-25. Rice also was despatched to India in larger quantities, and to the value of Rs. 950.80 lakhs, or four crores more than in the previous year. Wood and its manufactures exported to Indian ports was valued at Rs. 236.60 lakhs. There was, however, a falling off in the value of stick lac and of fruit and vegetables exported to India, though grains and pulses found a better market there than in the previous year.

114. The maritime *intra-provincial* trade of the Province was, as usual, carried on mainly between Rangoon, Akyab and the Tenasserim ports. The total value of the trade, excluding Government consignments, was Rs. 4.13 crores, the figures for the three preceding years being Rs. 4.09, Rs. 4.27 and 4.05 crores. There was no particularly noticeable feature.

115, 116. With the abolition of the Inland Trade Registration Department which took place on the 31st March 1926, the information on the subject formerly contained in these two paragraphs of the annual report ceased to be available. Arrangements for the collection of the information hitherto supplied by the Inland Trade Registration staff were made by the Government of India with the Burma Railways Company in connexion with trade passing through Lashio and Heho in the Shan States, and with the Irrawaddy Flotilla Company in respect of trade through Bhamo on the Chinese Frontier. A similar arrangement was made in the case of trade crossing the Siamese frontier, by appointing a special clerk, under the control of the Subdivisional Officer at Kawkaek.

Public Works.

117. A number of minor administrative changes in the Public Works Department were made during the year. Among them, the Amberst and Thuton Divisions were transferred from the Rangoon Circle to the Pega Circle, in exchange for the Mingaladon Cantonment and Brickfields Divisions. The Thayetmyo Subdivision of the Tharrawaddy Division in the Irrawaddy Circle was transferred to the Magwe Division in the River Circle; the Insein Works Subdivision in the Insein Division was re-constituted for carrying out work in connection with the Government Technical Institute, the Veterinary School and the Criminal Investigation Department Headquarters at Insein. The Nyaunglebin Construction Subdivision in the Pega Division was constituted for the construction of

the Nyaungubin-Kon Chanag section of the Rangoon-Mandalay Trunk Road. The Kemmendine Subdivision in the Rangoon Division was formed in connection with the construction of the Dufferin Hospital and the Police Training School Barrack at Kemmendine. The Buildings (No. 2) Subdivision in the Mingaladon Cantonment Division was constituted with effect from the 24th August 1925. A temporary Division in the North-East Circle of Superintendence, designated the "Patao Division" was formed from the 30th September 1925. It dealt with all the Public Works in the areas administered by the Assistant Superintendents, Sumprabum and Fort Hertz, and the Sana Hill Tracts of the Civil Headquarters Subdivision of the Myittha District, and was specially formed in order to carry out the North-East Frontier Project laid down by the Government of India. The Sandoway-Gwa Road Subdivision in the Sandoway Division was formed for the maintenance and construction of the Sandoway-Gwa and the Zabin-Sindingale Roads. The construction of a road from Thingangyun to Ledanngan necessitated the formation of the Pasundaung Subdivision in the Insein Division. A Surveys Subdivision in the Magwe Division was constituted for survey of the proposed road from Alhanmyo to Kyaukpadaung. The Ye Subdivision in the Amberst Division was created in February 1926 to deal with all works south of Thanbyunyat, including the Ye-Tavoy Border Road. A Bridge Subdivision in the Toungoo Division was formed for the construction of all major bridges in the Toungoo Division.

The strength of the Indian Service of Engineers and the Burma Engineering Service and Specialists in the Buildings and Roads Branch of the Department remained the same as in the previous year. The appointment of Additional Under Secretary to Government, Buildings and Roads Branch, was abolished from the 8th October 1925, his duties being taken over by the Under Secretary, Buildings and Roads Branch.

In the Irrigation Branch of the Department also certain minor administrative changes were made. The headquarters of No. 1 (Nyaunggyat) and No. 3 (Panlaung) Subdivisions of the Kyaukse Construction Division were transferred from Kyaukse to Nyaunggyat from 1st June 1925. The Executive Engineer, Dredger Division, was from August 1925 designated "Manager, Public Works Department Dredgers" and made responsible for all matters relating to the management and working of the "Public Works Department Dredgers and the Water Hyacinth Destroyer" H. R. Edwards."

The Surveys Division in the Delta Circle of Superintendence was constituted from the 23rd November 1925, and comprised all works in connection with the preparation of projects for the reclamation of areas subject to flooding. A temporary subdivision in the Shwebo Canal Division designated the "Remodelling Subdivision No. 4" was formed in connection with the Shwebo Canal Remodelling Scheme Project.

The strength of the Burma Engineering Service, in the Irrigation Branch was increased from 19 to 20 with effect from the 1st March 1926.

(i) Roads and Buildings.

118. The general policy regarding communications of the Province continued to be controlled by the Communications Board constituted in 1923-24. The total length of metalled roads in the Province, outside municipalities and notified areas, was 1,706 miles and the length of unmetalled roads in

Communications.

charge of the Public Works Department was 4,839 miles. Metalled and unmetalled roads maintained by local authorities totalled 244 and 1,737 miles respectively. The total expenditure on communications was Rs. 89,84 lakhs of which Rs. 49,20 lakhs were spent on original works and Rs. 40,64 lakhs on repairs. The expenditure on original works was incurred in improving existing communications by metalling the surface after widening and raising embankments where necessary, in replacing unserviceable timber bridges by permanent structures, and in the construction of new roads and of steel truss or girder bridges over streams intersecting important roads. The principal activities in progress were:—

(1) the construction of the Thalangayon-Ledaungyan road, the Thatekwin-Thongwa road, the Talsingya-Nanbye road, the Mowang-Kamaing road, the N'op-Sumprabumi cart road and of feeder roads to stations on the Moulmein-Ye Railway Line; (2) the extension of the cart road from Tenasserim to Nyaungbin Kasis as far as Thakawlet; (3) improvements to Kyondo-Myawaddy road, the Twante-Kingyangan road, the Pyu-Toungoo road, the Maraban-Sittang road, and the Sandoway-Kyaukkyi road; (4) metalling the crests of flood embankments in the Delta; (5) the construction of bridges over the Pyu Chaung, the Swa Chaung, the Kun Chaung, the Yonbin Chaung, the Panlaung River on Kyaukse-Dwehla and the Minzu-Daygaung Roads, and over the Kyaukkyi and Zala Creeks; and (6) the replacement of the existing bridges with permanent structures on the Sandoway-Kyaintali road.

119. The expenditure on civil buildings during the period under review reached Rs. 107.54 lakhs, compared with Rs. 71.68 lakhs in 1924-25 and Rs. 91.53 lakhs in 1923-24. Of this expenditure Rs. 92.07

Buildings: Central and Provincial

lakhs were spent on original works and the balance, Rs. 15.47 lakhs, on repairs. These figures represent both Central and Provincial expenditure, and also the value of the work done for Local Funds and treated as "Deposit works." The principal projects undertaken were:—

Further improvements to the Civil Hospital at Maymyo; the construction of a Civil Hospital at Bhamo; Sections II and III of the Tadagale Mental Hospital; further work on the Mingaladon Cantonment, which was nearly half completed by March 1926; the Dufferin Hospital extension; the Public Health Institute, Rangoon; quarters for the District and Sessions Judge, and a Court House at Sagaing; new hospital buildings at Akyab; extensions to the Government Technical Institute and the Criminal Investigation Department buildings at Insein; additional accommodation for 140 nurses at the Rangoon General Hospital; and the Police Supply Depot, Rangoon. Police cottages at Myingyan, Myaing, Pakokku and Nyaungtha were also completed during the year.

120. The total expenditure during the year under "Miscellaneous," which includes water supply and sewage schemes, was Rs. 10.02 lakhs, compared with

Rs. 4.66 lakhs in 1924-25. Of this expenditure Rs. 9.68 lakhs were spent on original works, and Rs. .34 lakh only on repairs. The most important work done during the year was connected with the Mingaladon Cantonment, where good progress was made with the several works started during the previous year, some of which were brought to a successful conclusion. Twenty-one estimates were prepared for water

supply schemes for towns in the Province, and work in connection with some of these schemes was put in hand, amounting in all to a total cost of Rs. 10.15 lakhs. Under sewerage, sewage disposal and sanitary schemes, forty-one estimates amounting to Rs. 15.56 lakhs were prepared, the most important being house sanitation and sewage disposal at the Mingaladon Cantonment, involving Rs. 9 lakhs.

(ii) *Railways and Tramways.*

121. The railways of the Province continued to be worked by the Burma Railways Company, Limited. Further addition was made to the length of line open to passenger traffic. On the Moulmein-Ye section the final 19.56 miles were opened during the year; the final 30.48 miles of the Pyinmana-Taungdwingyi section were also opened; and the Bawktaw-Mingaladon section was carried 7.05 miles up to the new Cantonments. This total of 57.09 miles of new line brought the whole mileage of the railway system up to 1,805.71 miles at the close of the year. In addition, no less than 168.16 miles of line were under construction, including 71 miles of the Taungdwingyi-Kyaukpadaung section; 36.93 miles on the Pagan-Kayan branch; and 23.54 miles of the connection between Segyi and Ye-u. Work was also begun on the Heho-Tayaw line (9.35 miles) and the Kayan-Thongwa line (10.54 miles), and on the conversion of the Mandalay-Madaya light railway (16.80 miles) to the metre gauge. Imperial surveys carried out by the Burma Railways agency included the Burma-Siam, the Natogyi-Myingyan, the Ye-Tavoy, the Nyaunglebin-Madaya, the Minbu-Pakokku and the Magwe-Irrawaddy river routes. Three provincial surveys were also in hand, namely, the *Sambwa's* Pass reconnaissance, the Mandalay-Madaya survey and the Taungdwingyi-Kyaukpadaung survey.

122. Only one serious accident occurred during the year, when a driver of a ballast train on the Southern Shan States line lost control of his engine, with the result that the engine capsized and two waggons were smashed. The driver, a fireman, and guard and a cooly were killed, and nine other persons were injured, three seriously. There were several petty derailments, one caused by an engine running into an elephant; but in no case was serious injury done to person or to property. Floods caused total stoppages amounting to fifty-one days on the whole railway system. The most important occurred on the Moulmein Ye line in September 1925, when through communication was interrupted for 13 days. A delay of similar length was caused by floods on the Mandalay-Madaya light railway. The Mu Valley section of the main line was interrupted in June and August 1925 for a total of 13 days.

123. The number of passengers carried on the whole system during the year increased by over 300,000 to 36,030,195. Gross earnings rose by Rs. 64.72 lakhs to Rs. 4.95 crores, and a rise of over twenty-two lakhs in the working expenses gave net earnings of Rs. 2.19 crores, or Rs. 41.96 lakhs more than in the preceding year. The Company's share in the year's profits was Rs. 37.66 lakhs, against Rs. 32.97 lakhs in 1924-25. The chief objects of expenditure were doubling the main line between Pyawbaza and Kyungon; remodelling the station yards at Thazi,

Pyawaw, Prase and Kamsanting; the construction of a new bridge over the Myittha river on the main line; and starting the ash line near Dalku, where it is exceptionally exposed to floods. Capital outlay during the year amounted to Rs. 11,371 lakhs bringing the total to the end of the year to Rs. 28,23 crores. The chief items of capital expenditure, which included Rs. 1,28 lakhs on the Mitha-Palibhru and Rs. 1,19 lakhs on the Burma-Siam railways, were Rs. 59,32 lakhs on the main line; Rs. 6,11 lakhs on the Mandalay-Madaya line; Rs. 6,98 lakhs on the Pego-Moulmein line; Rs. 4,56 lakhs on the Moulmein-Ye line; Rs. 12,18 lakhs on the Pego-Kayah line; and Rs. 9,38 lakhs on the Thawdwingyi-Kyaukpadaung extension.

124. The tramway system in Rangoon was extended during the year to accommodate the diversion of traffic from the old to the new race course at Eyalaksein.

Tramways.

The total number of passengers carried rose by three and a half million to 59,356,288; and the mileage run was computed at 741 million miles, against 725 million in the previous year. The six and a half miles of tramway at Mandalay carried 4,88 million passengers an increase of over 200,000, and the receipts rose accordingly from Rs. 3,78 lakhs to 3,95 lakhs. The Madaya-Mandalay light railway was in the course of conversion, by the Burma Railways Company, to the metre gauge, and considerable progress was made with the work.

(iii) Canals.

125. The Twante Canal was maintained in good order throughout the year at a cost of Rs. 3,53 lakhs, of which Rs. 2,92

Navigation Canals.

lakhs was a temporary debit, which will be adjusted later, for certain work carried out by dredgers. The gross revenue receipts rose from Rs. 4,61 lakhs to Rs. 5,77 lakhs; the navigation receipts alone amounted to Rs. 5,59 lakhs, against Rs. 4,59 in the previous year, the increase being due to a freer use of the canal in shipping paddy into Rangoon from places which are now made accessible by improved waterways in the Delta. The balance of the increase in the gross receipts was due to payment of arrears of rent for canal lands leased for cultivation and other purposes. The gross receipts from the Pego-Sittang Canal fell from Rs. 2,73 lakhs to Rs. 1,95 lakhs, due to the closure of the canal towards the end of the year for repairs to the lock gates at Tawa and Myitkyo. The cost of maintenance during the year was Rs. '63 lakh compared with Rs. 1,51 lakhs in the previous year. The dredger "Renfrew" was employed in dredging the shallow portions of the canal from Tawa to Tinnatpin.

Irrigation.

126. The irrigation works for which Capital Accounts are kept

Capital Account Works.

are the Mandalay, Shwobo, Ye-u, Máo, Mui, Zidaw, Kinda, and Salin Canals, and the Paulung River Improvement Scheme. An embankment on the left bank of the Thawpangang outfall channel, Mandalay Canal, was commenced at the end of the year, and a Bucyrus drag line excavator was successfully employed on the work, proving its usefulness in unhealthy localities where labour is expensive and difficult to retain. The capital expenditure

on the Shwebo Canal during the year was Rs. 52 lakh, mainly in connection with the river training works at the headworks of the canal. The Ye-U Canal was completed in the previous year, and the sum of Rs. 35 lakh spent on it during the year was incurred chiefly on the watercourses and minors which were incomplete or not commenced at the time of closing the construction estimate. No work of importance was carried out on the Mön Canals, and the capital expenditure of Rs. 111 lakhs incurred during the year included a write-back of the expenditure previously incurred on remodelling the old Man Canal distributaries which are treated as part of the Mön Canals system. Good progress was made with the construction of the Kalahung Distributary of the Man Canals, the first six miles being opened to irrigation during the year; the capital spent during the year was Rs. 71 lakh. Fair progress was also made on remodelling the Kinda and Zidaw Canals, at a capital cost during the year of Rs. 69 lakh and 98 lakh respectively. A detailed project estimate of the Pansong River Improvement Scheme was compiled and sanctioned during the year for Rs. 43'04 lakhs, against a preliminary estimate of Rs. 33'95 lakhs, the increase being largely due to the absence of a rock in the vicinity of the site suitable for the reservoir dam, and the consequent use of lime concrete with cement concrete facing blocks. The capital cost during the year was Rs. 3'33 lakhs, spent on the erection of temporary buildings required for construction purposes, and on the earthwork and bridging required for the railway connection to Nyaunggyat, which is the site chosen for the reservoir dam. Anti-malarial measures and camp sanitation were adopted on the advice of the Director of Public Health. The Kyalkon Tank Project has been abandoned.

The supplies of water were sufficient for all the canals. The area irrigated from the Mandalay Canal was 77,621 acres, an increase of 1,923 acres, and that of the Shwebo Canal 172,060 acres, an increase of 4,153 acres. There was also an increase of 12,807 acres in the area irrigated by the Ye-U Canal, the figures being 92,808 acres in 1925-26 and 80,001 acres in 1924-25. This project has just been completed, and the area coming under irrigation will gradually expand as the system of watercourses is laid out and extended. The area irrigated by the Mön Canals fell from 69,375 acres to 66,699 acres, the decrease being due to less favourable rainfall. The total area irrigated during the year by these four canals was 409,185 acres. The gross receipts amounted to Rs. 21'77 lakhs and the working expenses to Rs. 9'17 lakhs, leaving a net revenue balance of Rs. 12'60 lakhs.

127. The area irrigated by works for which Capital Accounts are not

Other Irrigation Works, kept totalled 365,215 acres, an increase of 2,493 acres over the figure of the previous year.

There were decreases however in the irrigated areas of the Shwebo, Myingyan, Yamethin, Minbu and Magwe Districts. The decreases in these Districts were due to an unfavourable rainfall, on which these irrigation systems are dependent.

CHAPTER V.

REVENUE AND FINANCE.

REFERENCES :—

- Report on the Maritime Trade and Customs Administration of Burma for the official year 1925-26.
- Annual Statement of the Sea-borne Trade and Navigation of Burma with Foreign Countries and Indian Ports for the official year 1925-26.
- Annual Statement of the Sea-borne Trade and Navigation of British India with the British Empire and Foreign Countries, Volume II.
- Report on the Administration of Salt Revenue in Burma during the year 1925-26.
- Report on the Excise Administration in Burma during the year 1925-26.
- Report on the Land Revenue Administration of Burma during the year ended the 30th June 1926.
- Note on the Administration of the Stamp Revenue in Burma during the year ended the 31st March 1926.
- Report on Forest Administration in Burma for the year ending the 31st March 1926.
- Administration Report of the Public Works Department, Burma (Irrigation Branch), for the year 1925-26.
- Review of the Reports on the working of District Councils in Burma for the year 1925-26.
- Report on the Municipal Administration of the City of Rangoon for the year 1925-26.
- Review of the Reports on the working of Municipal Committees in Burma (except Rangoon) during the year 1925-26.
- Administration Report of the Commissioners for the Port of Rangoon from the 1st April 1925 to the 31st March 1926.
- Sixth Annual Report on the working of the Rangoon Development Trust for the year 1925-26.
- Statistical Abstract for British India, Volumes II and IV.

Financial Relations between Central and Provincial Governments.

128. There was no change during the year in the financial relations between the Central and Provincial Governments, as described in paragraph 219 of the Report on the Administration of Burma for the year 1921-22. The principal central heads of revenue are customs, taxes on income, salt and opium, the remaining heads being provincial.

The contribution required from the Government of Burma to the Central Government was reduced by Rs. 19'65 lakhs during the year, of which Rs. 6'65 lakhs represented a permanent remission. The permanent annual contribution therefore stands at Rs. 57'35 lakhs.

(a) Central Revenue and Finance.

129. There was an increase both in receipts and expenditure of central revenue. Receipts rose by Rs. 65'47 lakhs to Rs. 9,31'44 lakhs, the chief sources of increase being customs duties, income-tax and salt, which are dealt with in the succeeding paragraphs. There was a decrease in opium revenue, which was less by Rs. 3'95 lakhs owing to revised accounting arrangements which are outlined in paragraph 134 below. Central expenditure rose by Rs. 10'73 lakhs to Rs. 1,46'68 lakhs. The chief item in this increase was a rise of Rs. 4'31 lakhs under "salt", due to the rate of adjustment on account of the Central Government's share of the cost of the combined salt and excise establishment having been raised from 3½ to 5 per cent with retrospective effect from 1921. Increased expenditure was incurred to the extent of Rs. 2'97 lakhs on political objects, notably the release of slaves in the Hukawng Valley, and other frontier charges.

130. The total of the year's revenue from customs was Rs. 6,59'48 lakhs or Rs. 79'78 lakhs more than in the previous year, while expenditure rose by Rs. '62 lakh, to Rs. 10'97 lakhs. The larger expenditure was mainly due to the payment of additional overtime and holiday allowances and of Sunday labour fees. The rise in receipts was attributable to heavier imports of sugar, confectionery, tobacco, matches, articles of food and drink, and textile fabrics; and to heavier exports of rice, and a rise in the excise receipts from motor spirit. Refunds were also less than in the preceding year. There was evidence of the closer control over the Siamese border in the rise in customs receipts from matches and tobacco.

131. The number of income-tax assesses in Burma again increased during the year from 25,093 to 27,865; and the collections from Rs. 1,20'13 lakhs to Rs. 1,25'68 lakhs. Direct administration by the Central Income-Tax Department was limited to Rangoon Town and the eleven districts mentioned in last year's report. Proposals for a further extension of direct administration to other important districts were under the consideration of the Local Government. The total number of assesses for the Province, and the total net collections of income-tax during the past three years, were:—

	Assesses.	Collections. Rs. (in lakhs.)
1923-24	17,080	1,02'68
1924-25	25,093	1,20'13
1925-26	27,865	1,25'68

The corresponding figures for Rangoon Town were:—

	Assesses.	Collections. Rs. (in lakhs.)
1923-24	9,773	81'64
1924-25	12,365	91'14
1925-26	14,182	94'00

The increase in the number of assesses in Rangoon was actually more than the figures would suggest, as a large number of profitless

assessors were struck off. The demand under super-tax rose in Rangoon from Rs. 54'65 lakhs to Rs. 57'65 lakhs; refunds from Rs. 43 lakh to Rs. 67 lakh of which, however, Rs. 17 lakh represents refund of excess collections during 1924-25. Forty-six companies in Rangoon paid super-tax, the same number as in the previous years. There was an increase from 190 to 220 in other assessors paying super-tax. In the districts in which the Income-tax administration had been taken over by the special department there was a considerable increase in the number of assessors and in revenue. There was also an increase in the districts which have not yet been taken over by the special departments.

132. The salt revenue is derived from customs duty on imports of foreign salt, and from excise duty on local manufactures. In each case the duty remained unchanged since 1924 at Rs. 1-4-0 per maund. Imports of foreign salt fell appreciably from 2'45 million maunds in the previous year to 2'14 million in the year under review. There was a decrease in the amount imported from the United Kingdom, from 185,902 maunds to 139,484 maunds, and a very considerable decrease in imports from Italian East Africa and Port Said. Imports from Germany on the other hand rose from 387,651 to 447,662 maunds, and included a cheap variety. German imports have now more than regained their former position in the market. Imports from India fell by a third to 15,136 maunds. In spite of smaller imports, the duty realised during the year rose from Rs. 26'89 lakhs to Rs. 27'52 lakhs owing to extensive withdrawals of stocks in bond, which were roughly 130,000 maunds less at the close than at the beginning of the year. Wholesale prices of foreign salt averaged Rs. 2-4-3 per maund at Rangoon, the cheapest being Spanish salt at an average of Rs. 2-2-0, and the most expensive being Liverpool salt at Rs. 2-9-0 per maund. There was a general slight fall of between one and two annas in all wholesale prices.

There were indications that the effort to improve the methods of local salt boilers was meeting with some response, and the industry seemed likely to hold its own against the very severe foreign competition in places which are near the open sea and not liable to fresh water incursions from large rivers; but the fuel difficulty was again prominent, and in less favourable areas seemed insurmountable. The output of Burma salt comprised 555,933 maunds from areas where a direct excise duty is collected, and an estimated 36,323 maunds from the nine districts in which a composition fee is levied. The total output of Burma salt 592,000 maunds, was less by 56,000 than the figure for the previous year. The duty realised was Rs. 6'95 lakhs from direct duty and Rs. 19,831 from composition fees; a decrease corresponding to the reduction in output.

133. The consumption of foreign salt increased by 2'36 per cent. to 2'20 million maunds; while that of Burma salt fell by 13'6 per cent. to 55 million maunds.

German was the only foreign salt to boast an increased consumption. The percentage of Burma salt consumed to the whole consumption was 20 per cent., against 23'13 in the previous year and 24'02 in the year before. Retail prices averaged Rs. 4-5-4 per maund, more than six annas less than in the earlier year, omitting the abnormal prices of the Arakan Hill Tracts and the Salween and Upper Chindwin Districts. The average wholesale price of Burma salt was Rs. 2-5-8 per maund, calculated on a basis of the provincial average price, and including the

population of neighbouring States which are supplied from Burma proper, while excluding duty free salt mainly used for exported hides, the cost per head of the population on account of duty paid isn't was Rs. 9-15-4, against Rs. 1-0-10 in 1924-25; and the average consumption per head was 17-26 lbs., approximately a quarter of a pound less than in the preceding year.

134. Under a revised arrangement, introduced during the year, the cost of opium supplied to the Provincial Government was adjusted in the books of the Accountant-General, United Provinces, instead of in the local books. The amount adjusted in the local books during 1925-26 was on account of opium held in stock in the various treasuries in Burma on the 1st April 1925, which was treated as having been sold to the Provincial Government at Rs. 28 per seer, the price to which the cost of opium was reduced from Rs. 30 charged formerly. This revised procedure was the cause of the diminished receipts under the head "Opium," which fell from Rs. 8'57 lakhs to Rs. 4'62 lakhs. There is no central expenditure under this head.

(b) Provincial Revenue and Finance.

135. The year's provincial revenue amounted to Rs. 16'65 crores—an increase of Rs. 13 lakhs compared with the realisations of the previous year, while the expenditure rose from Rs. 10'53 crores to Rs. 11'25 crores—an increase of Rs. 72 lakhs over the previous year's figure. The main items of variation are noted below. Revenue from forests rose by Rs. 27'77 lakhs attributable mainly to an improvement in the teak market with the revival of trade and increased extraction of timber by the larger lessees under expiring contracts. Stamps contributed no less than Rs. 4'14 lakhs towards the increase, while income-tax accounted for Rs. 3'63 lakhs. Irrigation receipts showed an improvement of Rs. 4'36 lakhs due to larger revenue from the Mandalay and Twants Canals and the Irrawaddy Embankments. Other items of increase included an advance contribution of Rs. 3 lakhs from the Government of India on account of the Mingaladon Cantonments. On the other hand, there was a noticeable falling off of receipts under Land Revenue, where the drop was as much as Rs. 37 lakhs. The rice harvest, though distinctly favourable, was not so good as in the previous year, when the agricultural season was abnormally successful. Revenue from petroleum and fisheries also fell appreciably. The increase of Rs. 72 lakhs in provincial expenditure was due, among other causes, to the higher cost of management of Government Estates, and land acquisition in connexion with the Banklaw-Mingaladon Railway, which contributed to an increased expenditure under "Land Revenue" of Rs. 11'19 lakhs. The new system of debiting the Provincial Government with the cost of opium supplied from India raised expenditure under "Excise" by Rs. 12'79 lakhs. A new head "Capital Outlay" under Forests was introduced during the year, and was debited with Rs. 8'03 lakhs, a corresponding reduction being made under the ordinary head "Forests." Irrigation expenditure rose by Rs. 15'02 lakhs with greater activity on

river training and reclamation works connected with the Venwe, Panhising and Kawiya rivers. Similarly, extensive building operations swelled expenditure on Civil Works by Rs. 50'55 lakhs. Expenditure under Education also increased by Rs. 17'95 lakhs, owing to more generous grants to local educational bodies and to non-Government secondary and special schools.

The only head of expenditure which showed a substantial decrease was Forests, due to curtailment of departmental extraction and export of timber. The remission of the Provincial contribution to the Central Government amounting to Rs. 19'65 lakhs was the only other material factor which operated to reduce Provincial commitments during the year.

136. The total receipts under the head of land revenue in the agricultural year 1925-26, exclusive of the share of land revenue credited to the head of irrigation,

Land Revenue.

amounted to Rs. 522'26 lakhs or Rs. 2'10 lakhs less than in the previous year. This total includes receipts from land revenue proper, and from certain other minor heads which are dealt with below. Variations under land revenue proper have been discussed in Chapter II of this report.

Collections of capitation-tax in Lower Burma increased by Rs. 1'54 lakhs, and the number of persons assessed rose by 35,300. Under remissions, there was a decrease of Rs. 22,341. The corresponding household tax in Upper Burma produced Rs. 43'04 lakhs, an advance of nearly one lakh, the number of assessed households rising by 12,452. Land rate in lieu of capitation-tax, imposed in certain towns of Lower Burma, showed a slight increase.

Fishery revenue amounted to Rs. 44'97 lakhs or Rs. '67 lakh less than in the previous year. The decrease was due to the prohibition, in the interest of cultivators, of the use of fixed implements; to the abolition of certain fisheries, as an experiment, to give free exit to flood water; and to erosion and silting caused by rivers.

Collections of miscellaneous revenue rose from Rs. 42'71 lakhs to Rs. 43'39 lakhs. Petroleum royalties showed a slight decrease. Under rents and royalties on other minerals, there was an increase of over half a lakh of rupees. The increase under other miscellaneous revenue and rents of town lands was less than half a lakh.

137. There were changes in the system of accounting which make it difficult to compare Excise revenue and expenditure with the figures of previous years.

Excise—General.

Omitting the amount credited to Excise on account of salt establishment charges debitable to central revenues, and deducting refunds, the year's gross revenue under Excise was Rs. 1,20'18 lakhs. The figure for the preceding year, calculated on the same basis, was Rs. 1,12'57 lakhs. There were smaller receipts both from liquor and from opium; but fines and forfeitures realised more than in the previous year. The total expenditure was Rs. 18'03 lakhs, or Rs. '60 lakh more than in 1924-25. This increase is more than accounted for by the heavier disbursement of rewards which were Rs. '61 lakh more than in the previous year, consequent on very extensive seizures of contraband. Expenditure on the purchase of opium was swollen by the inclusion of the value of stocks in Burma treasuries on 1st April 1925, in addition to the value of opium supplied from the Ghazipur factory for the year 1925-26 and such consignments for 1926-27 as left the factory before the end of March 1926.

138. In accordance with the Hague and Geneva Conventions, the register of licensed opium smokers remained closed, and the ranks of licensed smokers were reduced by death and other causes. The amount of opium issued to shops fell, therefore, by 35 per cent to 28,469 tolas. Simultaneously, the average annual consumption per 100 of the population fell to 0.25 tola. The opium revenue declined in consequence, and was Rs. 35.72 lakhs, against Rs. 36.85 lakhs in 1924-25, and Rs. 39.42 lakhs in the year before that. There were 122 licensed shops during the year, and the licensee's profits averaged Rs. 1,065. This sum is far lower than in earlier years, when the licensee was more generously rewarded, on the understanding that he would give material assistance in the detection of contraband. The present policy is to allot licenses to pensioned Government servants. Seizures of illicit opium reached an unprecedented figure, without, however, any material increase in the number of prosecutions. There was evidence that smugglers' transactions were conducted on a much larger scale than formerly. The amount seized during the year exceeded six hundred thousand tolas; more than double the seizures of the preceding year. One large consignment of Chinese prepared opium was seized on a ship in Rangoon harbour, the opium being concealed in small receptacles resembling boot-blackening tins. But the bulk of the contraband was Indian and Shan raw opium.

139. The total amount of foreign spirit imported into Burma during the year was 227,924 gallons; the pre-war figure has not yet been reached, but the imports were 2 per cent. by bulk and 4 per cent. by value in advance of the previous year's figure. Imported beer totalled 590,029 gallons, a further increase. The direct revenue derived from these liquors takes the form of customs duty and is credited to central revenues. Foreign imported whisky and brandy proved increasingly popular, the latter being the chief rival of Burma-made spirit. The issues of so-called "foreign spirit" from the two distilleries at Amherst and Mandalay totalled 22,709 London proof gallons, an increase of roughly 3,000 gallons; and the duty realised at the rate of Rs. 21-14-0 per gallon was Rs. 2.08 lakhs, against Rs. 1.52 lakhs in the previous year. An innovation of the year was the issue of 1,300 gallons of spirit to a firm of manufacturing chemists at a reduced duty of Rs. 5 per gallon, for the manufacture of medicinal preparations. The Mandalay Brewery increased its output of Burma beer by 34 per cent, the total being 181,976 gallons; and the duty realised was Rs. 87 lakh, against Rs. 62 lakh in the previous year. The amount of denatured spirit on the market varied but little; imports of methylated spirit fell slightly to 9,812 gallons, but the amount of spirit, mainly Java rum, denatured in bond rose to 57,371 gallons. This denatured spirit was chiefly used for furniture polishing, the local manufacture of which has increased rapidly in recent years. Of the total revenue, Rs. 13.63 lakhs, derived from country spirits distilled at Mandalay and Moulmein, rather more than half took the form of duty; there was a slight falling off in the prices paid at auctions of the right of vend. *Tari* licenses on the other hand were more in demand, and the receipts rose by nearly two lakhs to Rs. 11.73 lakhs. Country fermented liquors other than *tari* yielded Rs. 38.24 lakhs, nearly three lakhs less than in the preceding year.

140. Ganja continued to be a prohibited drug, consumed by Indians only. But the seizures made during the year indicated that the prohibition is quite ineffective. Over half a million tolas were seized, including fields of the hemp plant; while in Rangoon alone no less than 269,000 tolas of the drug were confiscated, without, however, any appreciable effect on the price of the contraband. The amount of cocaine seized fell considerably to 565,673 grains, most of it being of European origin, though the Japanese had a considerable hand in this illicit trade. No morphia was taken during the year, which is remarkable in view of the heavy seizures of the previous year. There was, however, evidence that illicit morphia injection had by no means ceased.

141. The total revenue from stamps was Rs. 68'66 lakhs, against an average of Rs. 65'07 lakhs for the past three years, and Rs. 65'53 lakhs for the year 1924-25. There was a slight rise in receipts under the Court Fees Act, which realised Rs. 33'07 lakhs, and a larger increase of Rs. 2'83 lakhs in receipts under the Stamp Act. The sale of judicial stamps rose with increased litigation consequent on a prosperous year, and reached Rs. 33'07 lakhs; the same causes led to a rise from Rs. 32'76 lakhs to Rs. 35'59 lakhs in proceeds from non-judicial stamps. In particular an increase in general prosperity was reflected in greater sales of share transfer stamps, and stamps for cheques and receipt forms. Legal practitioner's license fees testified to the growing popularity of the profession, and rose from Rs. 34 to Rs. 39 lakh. Charges for the year totalled Rs. 3'33 lakhs, including the additional duty, levied since 1921, under the Rangoon Development Trust Act; this duty, which averaged two lakhs during the past triennium, is eventually refunded to the Trust. The fall in the cost of general supervision, from Rs. 26 to Rs. 11 lakh was mainly due to an arrangement, made during the year under review, by which half the recurring cost of the Rangoon Central Stamp Depot is borne by the the Postal Department. The cost of stamps supplied during the year fell by Rs. '09 lakh to Rs. 16 lakh. There were 1,384 vendors, a decrease of fifty consequent on the withdrawal of licenses which were not used; and the vendors shared Rs. 1'03 lakhs in discount. Realisations of duty and penalties recovered by the Courts or by revenue officers amounted to Rs. '29 lakh.

142. The forest revenue during the year amounted to Rs. 309'62 lakhs against Rs. 181'85 lakhs; and the expenditure to Rs. 89'35 lakhs, against 97'09 lakhs in the previous year. The net surplus was Rs. 120'27 lakhs against Rs. 84'76 lakhs in 1924-25. Both revenue and surplus are the highest on record. The contributory causes, apart from a general trade revival, were a reasonably good floating season, and the fact that the year was the concluding year of most of the teak extraction agreements with the larger firms. The trade revival was responsible for an increase of Rs. 14'9 lakhs in the receipts of the Utilization Circle, where opportunity was taken to place on the market stocks of teak which had accumulated through the years of trade depression. Lower expenditure was due to decreased departmental operations, fewer shipments to England, less capital expenditure in the Utilization Circle, and smaller charges under Surveys, there being no Aerial Survey operations during the year.

143. The gross revenue receipts from irrigation works of all kinds amounted to Rs. 34'92 lakhs, and working expenses to Rs. 15'80 lakhs, giving a net revenue of Rs. 19'12 lakhs, against Rs. 15'26 lakhs in the previous year. Revenue receipts from the Twantè Canal were Rs. 3'77 lakhs, and working expenses Rs. 3'53 lakhs, a net revenue of Rs. 2'24 lakhs. The Pegu-Sittang Canal showed a loss of Rs. 5'17 lakhs, with a revenue of Rs. 1'95 lakhs. The gross revenue from embankment and drainage works amounted to Rs. 12'54 lakhs, the working expenses to Rs. 5'62 lakhs, and the net revenue to Rs. 11'92 lakhs.

(c) Local Funds

144. There was no general change in sources of revenue or in the objects of expenditure of the District Funds and Deputy Commissioners' Local Funds during the year. The total receipts of the District Funds rose from Rs. 43 lakhs to Rs. 80 lakhs, excluding debt transactions and opening balances. The chief cause of this large increase was the receipt of arrears of cess, owing to the failure of district revenue offices to make the usual monthly payments to the local funds when this duty was transferred to them from the district treasuries in the preceding year. The cess receipts consequently rose from Rs. 12 lakhs to Rs. 32 lakhs. There was also a large increase in the contributions to these funds from Provincial revenues. Mention has been made in paragraph 69 above of the higher contribution made on account of vernacular school teachers' salaries; there were also additional contributions amounting to Rs. 2'0 lakhs to enable the poorer local funds to open 250 new schools during the year.

The total receipts of the 21 Deputy Commissioners' Local Funds rose from Rs. 778 lakhs to Rs. 9'25 lakhs, excluding debt transactions and opening balances, the principal cause of the increase being the same as in the case of the District Councils. The Provincial contributions in 1925-26 were calculated by an officer specially employed for this purpose. The principle upon which the total amount paid to each local fund was based, was that each District Council should be placed in as good a financial position as if the old District Funds and District Cess Funds had been handed over to its administration without change of income or liabilities. The normal receipts of each local fund and the normal annual payments under each head, which continues without alteration to be a head of expenditure of the new local funds, were estimated from the accounts of the old funds for a series of years. Where the creation of the new local bodies or the provisions of the new law relating to local self-government, or authoritative directions of Government made new expenditure or a different standard of expenditure necessary, the new or altered expenditure was estimated under each head. The ordinary provincial contributions in 1925-26 to each local fund were the amount, if any, by which the normal and necessary annual payments of the local fund exceeded its normal local receipts. It was decided that the total contributions so calculated should be disbursed by the four heads of departments who are concerned with the local services in which the Provincial Government is most interested. The Director of Public Health, the Director of Public Instruction, the

143. The gross revenue receipts from irrigation works of all kinds amounted to Rs. 34'92 lakhs, and working expenses to Rs. 15'80 lakhs, giving a net revenue of Rs. 19'12 lakhs, against Rs. 15'26 lakhs in the previous year. Revenue receipts from the Twantè Canal were Rs. 3'77 lakhs, and working expenses Rs. 3'53 lakhs, a net revenue of Rs. 2'24 lakhs. The Pegu-Sittang Canal showed a loss of Rs. 5'17 lakhs, with a revenue of Rs. 1'95 lakhs. The gross revenue from embankment and drainage works amounted to Rs. 12'54 lakhs, the working expenses to Rs. 5'62 lakhs, and the net revenue to Rs. 11'92 lakhs.

(c) Local Funds

144. There was no general change in sources of revenue or in the objects of expenditure of the District Funds and Deputy Commissioners' Local Funds during the year. The total receipts of the District Funds rose from Rs. 43 lakhs to Rs. 80 lakhs, excluding debt transactions and opening balances. The chief cause of this large increase was the receipt of arrears of cess, owing to the failure of district revenue offices to make the usual monthly payments to the local funds when this duty was transferred to them from the district treasuries in the preceding year. The cess receipts consequently rose from Rs. 12 lakhs to Rs. 32 lakhs. There was also a large increase in the contributions to these funds from Provincial revenues. Mention has been made in paragraph 69 above of the higher contribution made on account of vernacular school teachers' salaries; there were also additional contributions amounting to Rs. 2'0 lakhs to enable the poorer local funds to open 250 new schools during the year.

The total receipts of the 21 Deputy Commissioners' Local Funds rose from Rs. 778 lakhs to Rs. 9'25 lakhs, excluding debt transactions and opening balances, the principal cause of the increase being the same as in the case of the District Councils. The Provincial contributions in 1925-26 were calculated by an officer specially employed for this purpose. The principle upon which the total amount paid to each local fund was based, was that each District Council should be placed in as good a financial position as if the old District Funds and District Cess Funds had been handed over to its administration without change of income or liabilities. The normal receipts of each local fund and the normal annual payments under each head, which continues without alteration to be a head of expenditure of the new local funds, were estimated from the accounts of the old funds for a series of years. Where the creation of the new local bodies or the provisions of the new law relating to local self-government, or authoritative directions of Government made new expenditure or a different standard of expenditure necessary, the new or altered expenditure was estimated under each head. The ordinary provincial contributions in 1925-26 to each local fund were the amount, if any, by which the normal and necessary annual payments of the local fund exceeded its normal local receipts. It was decided that the total contributions so calculated should be disbursed by the four heads of departments who are concerned with the local services in which the Provincial Government is most interested. The Director of Public Health, the Director of Public Instruction, the

Inspector-General of Civil Hospitals and the Chief Engineer, Public Works Department (Roads), accordingly disbursed sums to each local fund proportionate to the estimated normal and necessary expenditure of that fund on the objects with which the head of the Department is concerned. At the same time it was ordered that the District Councils and the Deputy Commissioners in charge of Deputy Commissioners' Local Funds should submit relevant extracts from their annual budget estimates, as soon as they have been drafted, to each of these heads of departments, in order that he might have an opportunity of communicating any remarks he thought necessary by way of advice concerning the appropriations made for objects with which he was concerned. The District Councils again showed themselves liberal in their assignments of funds for Education and Hospitals. The inexperienced Secretaries and office staffs, as well as the members, in some cases showed incompetence in managing the budget, and in their zeal for extending vernacular education recurring charges were allowed to outrun the normal annual receipts of the funds. Expenditure on Public Health was less favoured, except as regards the digging of tanks and wells. Expenditure on Public Works, particularly on roads, was affected by the want of experienced and competent Public Works Staffs.

145. The ordinary revenue account of the Rangoon Corporation Rangoon Municipal Fund started the year with an opening balance of Rs. 2'63 lakhs, and closed with a balance of Rs. 2'87 lakhs. Receipts rose from Rs. 73'87 to Rs. 80'59 lakhs, and expenditure from Rs. 78'01 to Rs. 80'35. The receipts included the usual grants of Rs. 40,000 for the upkeep of the Contagious Diseases and Observation Hospitals and Rs. 3,500 for the conservancy of monasteries paid by Government, and of Rs. 5,000 and Rs. 10,000 from the Rangoon Development Trust and the Port Commissioners respectively. The increase in receipts was due almost entirely to higher rates and taxes, the outstandings of which were reduced during the year from Rs. 2'48 lakhs to Rs. 1'94 lakhs. Of the total demand for the year, Rs. 56'64 lakhs, nearly 95 per cent was collected, while remissions, amounting to Rs. 1'03 lakhs, were only 1'75 per cent of the gross demand. There was an increase of Rs. 58 lakh in collections of rent, and of Rs. 75 lakh from pawnshop licences, the number of shops being increased by two. Fees under the Police and Gambling Acts rose Rs. 43 lakh more than in the previous year. Against these increases must be set a fall of Rs. 32 lakh in the water fund receipts, due to a decreased demand for water for non-domestic purposes, and the absence of Rs. 14 lakh which the Corporation had realised in the preceding year by the sale of garden mould to the new Race Course. Receipts under municipal property and powers rose by half a lakh to Rs. 20'19 lakhs. Excluding expenditure met from loans and from the sale of the Strand Market, the ordinary expenditure of the year was Rs. 80'35, an increase of Rs. 2'34. The main items under which the increase occurred were—Conservancy, which rose by Rs. 1'80 lakhs on account of the purchase of motor rubbish lorries; hospitals and vaccination which cost Rs. 48 lakh more owing to a small-pox epidemic; pensions and gratuities payments of which were more by Rs. 41 lakh; and markets and slaughter-houses, Rs. 42 lakh increased expenditure on which was partly accounted for by the purchase of land for a market at Kyaikkasan. On the other hand, there was a reduction in expenditure under "water supply," "public works, buildings" and on "roads." The last item fell by Rs. 3'00 lakhs on a curtailment of the

programme of road extension. None of the three service funds closed the year in a healthy condition. The water-tax fund spent less on establishment and equipment than was received in taxes, but loan charges amounting to Rs. 8.67 lakhs left the fund with a debit balance of Rs. 1.34 lakhs on the year's working and a total debit balance of Rs. 43.01 lakhs against Rs. 47.19 at the close of the preceding year. The lighting-tax fund on the other hand reduced its closing debit balance from Rs. 1.58 lakhs to Rs. .27 lakh. The ordinary receipts of the conservancy-tax fund were Rs. 19.69 lakhs against an ordinary expenditure of Rs. 20.08 lakhs, and the fund's closing debit balance was Rs. 44.02 lakhs, against an opening debit balance of Rs. 43.39 lakhs.

Excluding five loans raised by the Corporation for reclamation works, the responsibility for the re-payment of which rests with the Rangoon Development Trust, the total amount of loans outstanding at the beginning of the year was Rs. 160.01 lakhs. During the year an instalment of Rs. .57 lakh was paid from revenue against a loan raised in 1887; but a fresh loan was raised. Tenders were invited from the public for a 30-year loan of Rs. 45 lakhs at 6 per cent. The loan was oversubscribed, but as the minimum rate for acceptance had been fixed at Rs. 95 per cent. only tenders at this rate and above were accepted; the amount so raised was Rs. 38.94 lakhs, at an average rate of Rs. 97.7-7 per cent. These transactions left the loan account with a closing balance of Rs. 198.37 lakhs outstanding at the close of the year.

146. The following figures take no account of the finances of the Other Municipal Funds. Maubin Municipality as the Committee's records were entirely destroyed in a fire, suspected to have originated in an attempt to cook the accounts. The remaining 56 municipalities in the Province, apart from opening balances of Rs. 2477 lakhs and debt accounts of Rs. 270 lakhs, realised an income of Rs. 69.10 lakhs, nearly one lakh more than in the previous year and nine lakhs more than in 1923-24. Receipts from rates and taxes were almost stationary at Rs. 30.51 lakhs, but revenue from municipal property and powers apart from taxation rose by nearly $1\frac{1}{2}$ lakhs to Rs. 31.10 lakhs. There was a normal increase in receipts from motor car licenses, and from markets and slaughter-houses which realised Rs. 24.63 lakhs. No loans were effected during the year except a small sum lent by Government to the Ye-u municipality and refunded during the year. The incidence of taxation per head of population rose from Rs. 3-11-1 to Rs. 3-12-9, and was highest again in Mawmyi (Rs. 9-5-3) and lowest in Kyongyaw (Rs. 1-6-10). Arrears of taxation were again considerable; twelve committees collected over 99 per cent. of the demand, and two collected less than 75 per cent. It was again noticeable that the municipal service funds rarely attained the healthy stage at which the taxes pay for the services. Municipal expenditure rose from Rs. 64.78 to Rs. 66.63 lakhs. The cost of general administration was swollen by refunds which amounted to Rs. .66 lakhs. Lighting expenditure expanded from Rs. 4.90 to Rs. 5.16 lakhs. Water supplies absorbed Rs. 1.90 lakhs of capital expenditure. The fall from Rs. 1.34 lakhs to Rs. .83 lakh in expenditure on hospitals and dispensaries was accounted for by the fact that the previous year's figure had been enhanced by a substantial grant made by the Pegu Committee to the building of a new hospital. The Kyaidat Committee decided during the year to enter the fold of those who accepted the Government's Hospital Finance Scheme. The accounts work of municipal bodies was

generally poor, and attracted the disapproval of the auditors. Irregularities and irregularities were particularly noticeable in the Madaya and Paungde Municipalities.

The nineteen notified areas started the year with opening balances amounting to Rs. 2'66 lakhs; secured an income of Rs. 3'22 lakhs; and incurred expenditure amounting to Rs. 4'51 lakhs. Taxation realised Rs. 1'54 lakhs, slightly more than in the previous year. The incidence of taxation was highest at Kalaw, with Rs. 7'7-6, and lowest at Binbun, where it was only Rs. 0-10-4.

147. The operations of the Rangoon Development Trust Fund comprise two financially independent administrations, one concerned with the Government Estate and the other with the general development of the city. The ordinary income of the Government Estate during the year was Rs. 14'27 lakhs against fourteen lakhs in the preceding year. Of this income Rs. 13'20 lakhs represented rentals, which were augmented by the letting of more sites as they became available, and by the easier collection which had ensued on the revision of the rental policy in 1924. Premiums fell from Rs. 1'24 lakhs to Rs. '45 lakh. Expenditure from revenue rose slightly to Rs. 8'82 lakhs, owing to higher general administrative and loan charges, though the cost of revenue collection fell. The total expenditure from revenue was Rs. 8'82 lakhs; so that the Estate was able to transfer Rs. 5'45 lakhs to the capital account, which opened with a balance of Rs. 4'44 lakhs, and realised Rs. 7'04 lakhs from the sale of lands and houses. Capital expenditure amounted to Rs. 10'03 lakhs, leaving a closing balance of Rs. 2'48 lakhs. The main items of capital expenditure were internal communications (Rs. 2'98 lakhs), reclamation (Rs. 3'02 lakhs) and water and sewage equipment, which together accounted for Rs. '68 lakh.

On the General Development side the Trust since its inception has spent Rs. 76'76 lakhs, of which Rs. 35'09 lakhs went on the acquisition of land, and Rs. 40'39 lakhs on development works. The ordinary income for the year under review was Rs. 7'18 lakhs, including Rs. 4'60 lakhs received from the terminal tax, and Rs. 1'46 lakhs from the 2 per cent. duty on transfers of land. The Rangoon Corporation made its usual grant of one lakh. Expenditure from income included Rs. 2'52 lakhs on loan charges and Rs. '45 lakh on collection of revenue. The total expenditure was Rs. 4'21 lakhs, so that the Trust were able to transfer Rs. 2'97 lakhs to capital account. This sum was smaller than had been anticipated, the receipts from transfer duty and from sales of land being disappointing. The capital account commenced the year with a deficit opening balance of Rs. '98 lakh, and closed with a credit balance of Rs. 1'70 lakhs. A loan of Rs. 6 lakhs was taken from Government during the year, including which the income of the capital account was Rs. 15'05 lakhs. Against this, expenditure was incurred to the extent of Rs. 13'35 lakhs. Main communications accounted for Rs. 5'23 lakhs, and establishment for Rs. 1'54 lakhs. At the close of the year the Trust was indebted to Government to the extent of forty-eight lakhs.

148. The Rangoon Port Trust, whose transactions do not appear in the Government books, as they are directly made with the Imperial Bank of India, opened the year with a balance of Rs. 8'39 lakhs on the 1st April 1925, and closed with a balance of Rs. 3'91 lakhs. The Trust was indebted at the

close of the year to the following extent:—to Government, Rs. 45,28,122; to the public, Rs. 2,56,62,000, and a sterling loan of £ 501,000. The ordinary receipts and expenditure during the year amounted respectively to Rs. 85'99 lakhs and Rs. 75'34 lakhs, against Rs. 10'07 lakhs and Rs. 73'06 lakhs in the previous year. The balance at the credit of the Reserve Fund on the 31st March 1926 was Rs. 90'35 lakhs, against Rs. 65'14 lakhs on the 31st March 1925. The capital account of the Trust was at the close of the year indebted to the public to the extent of Rs. 3'34 crores. The Sinking Fund at the end of the year held securities of the face value of Rs. 1'46 crores.

149. In addition to the Rangoon Port Trust Fund dealt with above, six other port funds were maintained at

Other Local Funds.

Bassala, Moulmein, Akyab, Mergui, Tavoy and Kyaukpadaung. All these funds showed an increase in receipts; while Bassala, Mergui and Akyab also decreased their expenditure. The total receipts of the funds were Rs. 9'90 lakhs, and the expenditure Rs. 8'34 lakhs.

The ordinary receipts of the Rangoon Pilot Fund were Rs. 7'66 lakhs and its expenditure Rs. 6'98 lakhs, showing no important deviation from the previous year's figures. The Pilot Vessels Depreciation Fund, which is the reserve of the Pilot Fund, held at the close of the year securities to the face value of Rs. 2'60 lakhs, and nearly half a lakh in cash and fixed deposits. Other pilot funds were maintained at Akyab, Moulmein and Bassala. The receipts of these three funds totalled Rs. 3'35 lakhs and their expenditure Rs. 3'02 lakhs, leaving an aggregate closing balance of Rs. 1'58 lakhs, or nearly a third of a lakh in excess of the previous year. The seven cantonment funds opened the year with a balance of Rs. 1'14 lakhs, and receipts being slightly in excess of expenditure, closed with a balance of Rs. 1'43 lakhs. In Mandalay alone was there a decrease in receipts, but the 10 per cent. working balance was maintained.

The Rangoon University Fund started the year with a balance of Rs. 7'63 lakhs. Receipts totalled Rs. 2'63 lakhs and expenditure Rs. 6'90 lakhs, reducing the closing balance to Rs. 3'76 lakhs. At the end of the year the fund held in addition fixed deposits of Rs. 1'75 lakhs, and war bonds to the face value of Rs. 4'83 lakhs.

Paper Currency.

150. It is interesting to note the average total active circulation of currency notes during the past few years. The figure was highest (Rs. 7'4 crores) in 1919-20 at the close of the war. In the following year it fell to Rs. 7'9 crore, but recovered in the next year to Rs. 3'51 crores. The highest subsequent figure was Rs. 4'50 crores in 1924-25. This was exceeded during the year under review, when in spite of the discontinuance of the issue of notes to the value of Rs. 1 and Rs. 2-8-0, the average circulation rose to Rs. 4'89 crores. The issue of the two small value denominations was stopped in September 1924, and during the year of report these two denominations together represented only 6'19 per cent. of the total circulation. As in former years, the ten-rupee note and the hundred-rupee note were the most popular, and constituted 59'56 and 20'12 per cent. respectively of the total notes in circulation.

CHAPTER VI.

VITAL STATISTICS AND MEDICAL SERVICES.

REFERENCES—

- Report on the Public Health Administration of Burma for the year 1925.
 Triennial Report on Hospitals and Dispensaries in Burma for the years 1923-25.
 Annual Report on the working of the Burma Government Medical School, Rangoon, for the year 1925-26.
 Report on the Working of the Burma Pasteur Institute and Bacteriological Laboratory, Rangoon, for the year 1925-26.
 Note on the Mental Hospitals in Burma for the year 1925.
 Triennial Report on Vaccination in Burma for the years 1923-24 to 1925-26.
 Statistical Abstract for British India, Volume III.

Births and Deaths.

151. The results of the system introduced in 1922 of registration of vital statistics by tallies in certain areas continued unsatisfactory, but the system was retained for its educative effects. The area of the Province under registration therefore remained unchanged. The increase of population by excess of births over deaths was 21,711, and by excess of immigration over emigrants registered at the sea-ports 21,759, a total of 93,470.

Area under Registration and Total Population.

152. Births, deaths and infant deaths in the Province numbered 274,644, 202,933 and 51,906, respectively, and the rates are compared with those of the two previous years in the following table—

Number of Births and Deaths.

	Rural.			Urban.			Total Province.		
	1923.	1924.	1925.	1923.	1924.	1925.	1923.	1924.	1925.
Birth rate ...	29.90	27.44	25.14	36.48	27.11	37.26	29.51	29.40	25.38
Death rate ...	19.02	19.50	16.77	35.45	37.51	34.22	20.87	21.54	18.75
Infant mortality ...	172.22	184.34	175.53	289.80	305.03	286.16	184.09	197.60	188.59

Rural Birth-rates.—High rates were returned for rural areas by Tavoy (40.03), Sandoway (38.03), Kynukè (35.94), Pakòkku (35.02), Minbu (32.25), Mergui (32.00), Mandalay (30.00), Akyab (29.62), Amharst

(29'56), Prome (29'42), Henzada (28'17), Yamethin (28'13), Lower Chindwin (27'50), Shwabo (27'41), Thayemyo (26'58) and Ma-ahin (25'58).

Urban Birth-rates.—Births in towns increased by 182. Rates much below the provincial urban average (27'26) were recorded at Minbu (12'01), Letpadan (12'83), Insein (15'03), Akyab (15'92), Thayemyo (16'53), Zigon (16'63), Danabyu (18'10), Rangoon (18'76), Kyaukse (19'41), Syriam (19'68) and Nattalin (19'80); while high rates (above 35) were returned from Meiktila (35'30), Maymyo (35'03), Kyaukse (37'01), Minbu (37'76), Taungdwingyi (37'90), Myitnge (38'67), Yenangyang (39'94), Kawkareik (43'42), Ye u (48'14) and Mandalay (49'04).

The low rates are attributed to defective registration and disparity in the numbers of the two sexes resulting from a large floating population of labourers. The high rates in many cases are attributable to more efficient enforcement of the registration bye-laws.

Still-births.—There were 1,941 still-births in urban, and 524 in rural areas against 2,122 and 564 in 1924. Rangoon recorded 467 and Mandalay town 382.

Deaths in Child-birth.—Mothers who died in child birth in towns numbered 339; Mandalay (58) as usual returned the highest number of deaths from this cause.

Rural Death-rates.—High death rates were recorded for the Kyaukse (31'15), Sandoway (24'97), and Minbu (23'75) Districts. Low death-rates were returned from the Thaton (10'36), Pyapon (11'06), Myaungmya (11'98), Amherst (12'91) and Toungoo (13'03) Districts.

Urban Death-rates.—The Provincial urban death rate was 34'22, against 37'51 in 1924, and 35'45 in 1923. Of the 66 towns in the Province, 45 return death-rates below the previous year's figures, and it is noteworthy that in all these towns with the exception of Thongwa, Gyobingauk, Minbu, Salin, Taungdwingyi, Meiktila, Pyinmana and Saging, the rates are below the respective quinquennial averages. The absence of severe epidemics is the main cause. The highest rates were reported from Kyaukse (53'05), Pyawbwe (50'60), Prome (48'91), Pakokku (48'55), Myaungmya (46'82), Gyobingauk (43'83), Nawa-myaingyun (43'34), Nyaunglein (42'02), Pyinmana (41'92), Pegu (41'50), Kawkareik (41'45), Salin (41'26), Minhla (40'48) and Yenangyang (40'36).

Infant Mortality.—The provincial rate was 188'99 against 197'86 in 1924 and 184'09 in 1923. Nearly 29 per cent. of the infants died in the first month (of which 49 per cent. died in the first week); 50 per cent. in the following five months and 21 per cent. during the second six months. The highest rate in rural areas (250'00) was again returned by Kyaukse, against 295'57 in 1924. The lowest rate (87'03) was returned by Mergu against the last year's lowest rate (100'58) returned by Amherst. The urban rate was 286'16 against 305'03 in 1924, and 289'80 in 1923. High rates (above 300) were returned by 21 towns against 27 in 1924, Pyinmana heading the list with 515'15. The lowest rate (45'80) was again returned by Pyapon.

Infant Welfare.—The administration of the Child Welfare Endowment Fund remained in the hands of the Burma Branch of the Indian Red Cross Society, which contributed Rs. 500 to the Society for the Promotion of Infant Welfare, Moulmein, and supplied Red Cross articles to the value of Rs. 578-13-5 to the Maternity Shelter, Prome. The Societies at Rangoon and Moulmein received the usual Government grants.

Successful "Baby Weeks" were again held in Rangoon, Mandalay, Moulmein, Sandoway and Bassein, and for the first time in Kyaukse, Pegu, Mònywa, Prome, Tharrawaddy, Mergui, Lashio, Bhamo, Toungou, Tavoy and Kutkai (Northern Shan States). Lack of local interest led to the abandonment of such "Weeks" at Akyah, Kawkaeth, Ye, and Chaungon (Amherst District). The "Baby Weeks" at Rangoon, Mandalay, Pegu, Sandoway and Bassein received financial assistance from the Red Cross Society. The following Infant Welfare Societies have been affiliated to the Red Cross Society: Rangoon, Mandalay, Moulmein, Meiktila, Mònywa, Taunggyi, Ma-ubin, Taungwa and Yaméthin.

153. The registered mortality from different causes in both rural and urban areas in 1925 is compared below, with the figures of 1924. It will be seen that 1925 was a generally healthier year than its predecessor.

Causes of Death.

Causes.	1924.			1925.		
	Rural.	Urban.	Total.	Rural.	Urban.	Total.
Cholera ...	6,409	1,683	8,093	1,606	136	1,742
Small-pox ...	1,808	693	2,501	2,509	1,344	3,853
Plague ...	1,230	4,261	5,491	1,142	2,922	4,064
Fevers ...	69,963	5,325	75,288	64,016	4,069	68,085
Dysentery and diarrhoea.	5,376	3,009	8,385	3,903	2,898	6,801
Respiratory diseases.	2,534	8,564	11,098	2,169	8,411	10,580
Suicide ...	140	33	173	279	35	314
Wounding or accident.	1,194	850	2,044	1,432	919	2,351
Snake bite ...	1,585	38	1,623	1,420	60	1,480
Rabies ...	157	26	183	133	27	160
All other causes	96,998	21,509	118,507	82,284	20,435	102,719
Total ...	167,175	45,991	213,166	160,982	41,981	202,963

Cholera.—There was a satisfactory decline in the Provincial death-rate from cholera from '75 in the previous year to '18 in 1925. High mortality was reported by Akyah (636), Kyaukse (377), Ma-ubin (141), and Pegu (114). In consequence of the comparative mildness of the epidemic during the year, a very much smaller number of persons underwent inoculation than in 1924. Only 13,965 persons were protected, compared with 38,368 in 1924.

Small-pox.—The death ratio for the Province was '36 against the previous five year's mean of '20. Myingyan District (679) and Rangoon (630) were severely affected.

Plague.—The provincial death-rate was '38 against '51 in 1924, and a quinquennial average of '57. The principal measures adopted were rat destruction and inoculation. Of 641,283 rats reported as destroyed, the Rangoon Corporation accounted for 604,250. The total inoculations performed in the Province were 82,239 against 71,440 in the previous year. In many towns and villages leading gentlemen used their

influence to persuade the people to undergo inoculation. Issues of plague prophylactic numbered 98,418 doses out of a stock of 105,492 doses, including 90,018 doses received from Bombay during the year.

Fever.—The death-rate for the Province was 6.35 against the five years' mean of 7.92 and the previous year's ratio of 6.96. The highest rates for rural areas were returned for Tavoy (15.94), Sandoway (13.04), Akyah (11.61), Kyaukse (11.56), Minbu (11.58), and Mandalay (10.37). Low fever ratios were returned by Amherst (3.35), Myaungmya (3.35), Lashio (3.39), Pyawön (3.46), Hanthawaddy (3.51), Meiktila (3.53), Maubin (3.62) and Pega (3.91).

Malaria.—The number of deaths from malarial fever in urban areas was 2,320 against 2,069 in 1924, the ratios being 1.89 and 1.69. Malaria Surveys were conducted during the year in Bhamo and Thayetmyo towns, and in the Public Works Department Camp at Nyaunggyat. Anti-malarial operations were continued in Kyzakpyu town. Jungle clearing and other minor anti-malarial measures were carried out at a number of places.

Enteric Fever.—Deaths in urban areas were 281 against 249 in 1924. Towns returning over 10 deaths were Mandalay (101), Rangoon (45), Bassein (47) and Moulmein (13).

154. The manufacture and sale of cinchona febrifuge tablets were transferred to the Prison Department on the 1st of April 1925. The cost of free issues distributed under the orders of Deputy Commissioners is debited to this Department. As in the previous year, four-grain cinchona febrifuge tablets were manufactured. The total number turned out was 1,472,363 tablets while the stock in hand at the opening of the year was 1,169,937 tablets. Treasuries absorbed 2,392,400 tablets, and sold during the year 3,622,700 or barely two-thirds of the previous year's issues. Deputy Commissioners made free distribution of 732,400 grains of pure quinine and mixed quinine and cinchona febrifuge tablets.

Immigration and Emigration.

155. The total number of immigrants by sea was 372,733 and of emigrants 350,974—a net addition to the population of 21,759, against 72,372 in 1924, when emigrants numbered 315,833.

Medical Relief.

156. The number of Hospitals and Dispensaries increased from 289 to 291, six new institutions being opened and four closed. There were eight travelling dispensaries and they continued to do useful work. The period of working of the travelling dispensaries in the Bhamo Kachin Hills was extended from six months to one year, and the travelling dispensary in the Shweli Area, Northern Shan States, formerly temporary, was made permanent. The number of retired or private medical practitioners who were given a subsidy as an inducement to practice in out-of-the-way places, rose from 4 to 13. The Burma Medical Council, and the Central Midwives and Nurses Council worked with success. Since the introduction of the Burma Midwives and Nurses Act, 1922, 607 midwives and nurses have been registered.

157. The number of patients treated at the hospitals and dispensaries in the Province, other than those of Railways and Military Police was 2,057,711, of whom 90,401 were in-patients. The increase over the total of the previous year was 66,742. The number of beds available was 6,542, comprising 5,056 for males, 1,374 for females and 112 for children. The death-rate in Hospitals and Dispensaries remained normal. The number of operations performed was 72,572, an increase of 2,594 over 1924. There was a marked and gratifying increase in the number of Burmese patients. A virulent form of small-pox in Rangoon, with 1,854 cases causing by 318 deaths, resulted in a proposal to make re-vaccination in that to be compulsory. There was a slight decrease in the number of cases treated for Tuberculosis. The prevalence of pulmonary tuberculosis, particularly in Rangoon continued to be a source of anxiety. Treatment by Iodine of goitre, which is endemic in the hills bounding the water-sheds of the Irrawaddy, Salween, Chindwin and Sittang Rivers gave gratifying results. Military Police Hospitals treated 63,329 patients. The decrease is due to reductions in Military Police Force. The number of patients treated in the Railway Hospitals fell slightly to 126,546, of whom 1,069 were in-patients. A Railway Hospital which will serve only Railway employees was under construction at Insein, where a new Civil Hospital is to be built. Venereal clinics were opened in Rangoon, Mandalay, Moulmein, Bassein and Akyab, and several more were contemplated. A scheme for doubling the accommodation of the Leper Asylums in Burma was under consideration, together with a proposal to open leprosy clinics in several districts.

158. The cost of maintenance of Hospitals and Dispensaries, excluding Railway, Military Police and Special Hospitals and Dispensaries, was nearly Rs. 42 lakhs, the increase of over Rs. 3.5 lakhs being mainly due to the construction of new Hospital Buildings. Public subscriptions towards the construction of Hospital buildings reached the very gratifying total of Rs. 1.61 lakhs.

159. Good progress was made with the large programme of buildings which was mentioned in last year's review. The close of the year under report saw the completion of a surgical ward and operation theatre at Myaungmya, a new Hospital at Falam, and a new Hospital at Tiddim. Work was begun on a surgical ward and operation theatre at Wundwin. The Bigandet Home for incurables and the Clinical Theatre at the Rangoon General Hospital were nearing completion at the close of the year. Progress was made with the New Dufferin Hospital for Women at Rangoon, and with the construction of the male section and staff quarters of the new Mental Hospital at Tadagale. In addition, a considerable number of minor works were carried out during the year.

160. The number of Indian Medical Service Officers on the rolls at the close of the year was 39, although 42 posts, with a reserve of 11, are allotted to such officers. Eleven officers were on leave, 2 on deputation to Foreign Service, under the University of Rangoon, and only 26 were available to fill the cadre appointments. The number of Military Assistant Surgeons on the rolls at the end of 1925 was 24, including 5 employed in the Public Health Department and 1 in the Prisons Department.

The number of Civil Surgeoncies sanctioned for this class of offices was again reduced by one, on the abolition of the Pathe District; and the number of the subordinate charges was correspondingly increased by one. Civil Assistant Surgeons on the rolls, including those temporarily entertained, numbered 59 throughout the year. Owing to the shortage of Indian Medical Service Officers a large number of Civil Surgeoncies were filled by Civil Assistant Surgeons. The cadre of Civil Assistant Surgeons was increased by 2 on the creation of the two whole-time appointments of Anaesthetist and the Radiologist at the Rangoon General Hospital. Proposals were made to increase the cadre further in order to meet the requirements of the New Dufferin Hospital, Rangoon, and to strengthen the medical staff of the General Hospital, Mandalay.

161. At the close of the year there were 140 students on the roll of the Medical School. Forty-four students passed out of the school in 1925. Arrangements were made to train the students in midwifery at the Dufferin Hospital, Rangoon. No new students were admitted during the year 1925 to the school, which will be closed down when the present students have passed out. In view of the impending closing of the Medical School, the Medical Department of University College has been greatly extended. The M.B. B.S. course was started in 1923 and L.M. & S. courses were instituted during the year under review. Full facilities were made available for the training in the University of Burmese and domiciled students who wish to fit up medicine as a profession, and the number of scholarships and stipends was increased. The object of this reorganisation is not only to provide medical men of Burmese nationality for Government and other services, but also to produce qualified medical practitioners who will settle down in private practice throughout the Province.

The number of trained nurses being still far from sufficient for the requirements of the Province, a scheme was introduced at the Rangoon General Hospital which will greatly improve the conditions of probationary training. All probationers whether Anglo-Indian, Burmese, Karen or others were placed on a similar footing, while in addition to free messing and accommodation, liberal stipends were given. The Rangoon General Hospital Training School for Nurses should become popular, and the nursing profession much more attractive than it has been. A new additional nurses' Home was under construction at Rangoon, and the question of improving the training in other centres received attention. The new Dufferin Hospital, under construction at the close of the year, will provide better facilities for the training in midwifery of a larger number of probationers.

162. The total number of patients who attended the Institute during the year was 1,784 against 1,566 in the previous year. Of these 692 were advised that treatment was not necessary; 1,092 patients were treated, of whom 901 went through the full course of the treatment. One patient died during the course of treatment. Treatment was discontinued in the case of 45 patients, as the biting dogs, under observation, did not develop rabies; 145 voluntarily abandoned treatment, of these 125 were from Rangoon City, mainly labourers and menials. In the Bacteriological and Research Section 4,551 routine examinations were carried out, against 4,110 in 1924. The Institute extended its stock of curative

Burma Government
Medical School.

Pentecost Institute and
Bacteriological Laboratory

sera to meet demands from Civil Surgeons and other Medical Officers. The experiments on the keeping properties of carbonised anti-rabic vaccine, which had been carried out during the past two years, were completed with highly satisfactory results. The vaccine was found to remain unimpaired for a period of two or three months, whether stored in a refrigerator or kept at room temperatures. It was therefore decided to establish three more centres, at Mandalay, Akyab and Tavoy, for anti-rabic treatment. The required staff underwent the necessary course of instruction at the Pasteur Institute, Rangoon.

163. The designation "Lunatic Asylums," Burma, has been changed to "Mental Hospitals." At the Minbu Mental

Mental Hospitals.

there was no overcrowding at any time of the year, the average daily population being 128'08 against 120'67 in the previous year, with accommodation for 156 inmates. There were eleven admissions, one patient was discharged as recovered, and 3 died. In Rangoon, excluding observation cases, the total population was 814 (677 males and 137 females) at the beginning of the year, against 810 (676 males and 134 females) at its close. The highest number of patients on any one night was 835 (697 males and 138 females). The total daily average was 826'75 (687'13 males and 139'62 females), an increase of 10'66 over that of the previous year. The transfer of 150 male inmates in September 1925 to the new Tada-gale Mental Hospital outside Rangoon, and of 11 harmless criminal male patients to Minbu in November 1925, helped to relieve the congestion in the Mental Hospital, Rangoon. The general health of inmates at the Rangoon and Minbu Institutions was satisfactory, and no epidemic of any kind occurred. Expenditure on Mental Hospitals in Rangoon and Minbu was Rs. 3'78 lakhs compared with Rs. 3'46 lakhs in 1924. Garden and dairy produce from these Hospitals was valued at Rs. 23,675.

Public Health.

164. The total amount spent in the Province during the year on civil sanitary works was Rs. 54'37 lakhs, of which

Principal works and Expenditure.

Rs. 18'64 lakhs were expended on water-supply and Rs. 19'08 lakhs on conservancy. In the towns the percentage of income spent on conservancy was 6'01, and on water-supply 5'87, and the total expenditure on sanitary works was Rs. 49'72 lakhs. The Public Health Board held five meetings in 1925 against four in 1924, and considered 39 projects. The total grants allocated during the year amounted to Rs. 3'21 lakhs compared with Rs. 2'13 lakhs sanctioned in the previous year. Besides considering various Public Health projects, and applications for grants, the Board considered Draft Model Building Bye-laws under the Municipal Act, and rules of procedure to be prescribed for local bodies applying for grants from the Board. The Board also accepted the Director of Public Health's proposal to undertake legislation with a view to giving powers to local bodies to enforce vaccination. The Projects Sub-Committee held five meetings and considered 20 projects of which 16 were approved technically and four were referred back for further particulars. A sum of Rs. 6'25 lakhs allotted in the Public Health Department Budget for 1925-26 was at the disposal of the Board for distribution to local bodies for public health purposes.

Vaccination.

165. The number of *ex-officio* District Superintendents of Vaccination, and the number of Sub-Assistant Surgeons employed as part-time supervising officers or otherwise in the Vaccination Department was the same as last year, viz. 41 and 27 respectively. The cadre of Inspectors of Vaccination was increased by one, on the appointment of an additional Inspector of Vaccination in the Mergui District to supervise the work of additional vaccinators employed there on the extension to the District of the Vaccination Acts. The cadre of vaccinators was augmented by the appointment of nine Additional Registrar-Vaccinators in the Corporation of Rangoon, one vaccinator each in Letpadan, Zigla, Kyôngpyaw and Thatôn towns, one in Tharrawaddy and Thônzé towns jointly, one each in the Akyab, Bassein and Kyaukse Districts, three in the Mergui District, and three in the Southern Shan States, a total net increase of 23 vaccinators. Deaths, removals and resignations reduced the personnel by 22 vaccinators. Ten additional temporary vaccinators were employed for periods ranging from one to six months in Kyaukpyn, Insein, Prome, Shwebo, Sagaing and Lower Chindwin Districts to cope with outbreaks of small-pox. The public still awaits the outbreak of small-pox before accepting vaccination, and the heavier mortality from the disease in the year under review led to an increase in vaccination. During the last ten years, 1916 to 1925, over 20,000 lives have been lost from small-pox, and at the close of 1925 the disease was still spreading in many districts. It is gratifying, however, to note that the importance of vaccination and the danger of inoculation are being gradually recognised, and that, led by the Districts Councils of Tharrawaddy and Thayetmyo, most District Councils accepted the Vaccination Acts, which have now been extended to all districts in Lower Burma (with the exception of the Hill Districts of Arakan, Kyaukpyn, Sandoway and Salween), to four districts in Upper Burma, and to the Shan States. Instances of small-pox inoculation were reported from the Southern Shan States, Yaméthin, Shwebo, Minbu, Myaungmya, Magwe, Meiktila and Kyaukse Districts. In the Southern Shan States and Myaungmya inoculators and inoculated were punished severely when caught; but no punitive action was possible in the Shwebo, Yaméthin, Magwe and Minbu Districts, as the Burma Prohibition of Inoculation and Licensing of Vaccinators Act was not in force there at that time. In the Meiktila District the parents of inoculated children were punished with small fines.

166. The total number of operations performed during 1925-26 by the special staff of the Department and other agencies, excluding those performed in dispensaries and Jails, amounted to 842,729, of which 557,442 were primary cases and 285,287 revaccinations. Thus 26,407 primary operations and 9,703 revaccinations, or a total of 36,110 operations, were recorded in excess of the previous year's figures. Of 41 districts from which returns were received, 21 districts showed an increase and 20 a decrease over the preceding year's work. The largest increase is returned from the Southern Shan States (+16,464) followed by Thatôn (+11,522) and Upper Chindwin (+10,977). Rangoon Town showed the largest decrease in vaccination, with 26,921 operations less than last year; but the decrease was chiefly confined to revaccination, under which head 24,737 fewer operations were performed than in 1924-25. Other districts which show large decreases in vaccinations were Akyab

(-6,957), Minbu (-5,234), Myaungmya (-3,002), Hanthawaddy (-2,628), Mandalay (-2,606), Pakokku (-2,092), and Magway (-2,067). The total number of persons vaccinated during the year, including operations performed in dispensaries and jails, was 879,954, of whom 840,828 were vaccinated by the special staff, 7,333 by the dispensary staff, 730 by other agencies and 31,063 in jails. In addition 41,169 labour immigrants at the Port of Rangoon were vaccinated by the staff of the Corporation of Rangoon, under the supervision of the Port Health authorities. Consonant with the increase in primary vaccinations, the number of successful operations showed an increase of 24,796 during 1925-26, the figures for the year being 524,220 of which 479,487 were performed in rural areas and 44,733 in urban areas. The percentage of successful cases, in which the results were verified was 97.81 for the Province, in rural areas 97.74 and in urban areas 98.54. These figures show no material deviation from those of the preceding year. The total number of revaccinations recorded during the year was 285,287 of which 100,524 cases were reported as successful, compared with 275,584 and 106,683 respectively in 1924-25. In 20 districts revaccination showed an increase, and in 21 districts a decrease. The percentage of success in revaccinations was 42.41, compared with 47.74 in 1924-25.

In the 63 towns of the Province 33,595 births were registered in 1925-26, and 9,395 infants under one year of age died, thus leaving 24,200 survivors available for vaccination. The total number of children of this age vaccinated was 28,412, which indicates that birth registration was defective or the return of such vaccinations unreliable. The same phenomenon was observed in 30 of the 63 returns from towns.

District Health Officers and Assistant District Health Officers inspected the results of 80,095 (or 9.44 per cent) of the total number vaccinated, against 58,676 (or 7.19 per cent) in 1924-25, a slight improvement on the inspection work of the previous year. Of primary cases 60,569 (or 10.81 per cent) and of revaccinations 19,526 (or 6.76 per cent) were inspected. The total persons inspected by Inspectors of Vaccination and other Inspecting Officers was 424,054 (or 49.95 per cent) as compared with 431,743 (or 52.92 per cent) in 1924-25.

167. The total cost of the department during the year was Rs. 3.74 lakhs compared with Rs. 3.57 lakhs and Rs. 3.43 lakhs of the two preceding years. There was an increase over the previous year's expenditure on pay of the establishment, the staff being on a time-scale of pay, and on travelling allowance. The average cost of a successful vaccination during the year was Rs. 0.9.7, compared with Rs. 0.9.6 in 1924-25 and Rs. 0.9.3 in 1923-24.

168. The number of uninoculated calves remaining at the Depot on the 1st April 1925 was four, and 431 calves were purchased during the year of which 421 were inoculated and 4 died,—leaving a balance of 10 not yet inoculated on the 31st March 1926. The total number of doses of lymph issued from the Depot during the year was 1,100,167 of which 924,831 doses were sent to Municipalities and Districts, and 175,336 to officers of the Army (7,776 doses), Railway Medical Departments (10,728 doses), Corporation of Rangoon (146,285 doses), to Industrial Companies (252 doses), private practitioners (2,990 doses) and to Têngyüeh in China (7,304 doses). Fifty-six apprentice vaccinators, against 34 in 1924-25, were trained at the Depot, and all passed with the exception of one who absconded. Thirteen Public Health Inspectors began a course of training in Vaccination after the close of the year.

CHAPTER VII. INSTRUCTION.

REFERENCES—

Report on Public Instruction in Burma for the year 1925-26.
Statistical Abstract for British India, Volumes IV and V.

General System of Public Instruction.

For information on this subject reference should be made to paragraphs 259 to 285 of the Report on the Administration of Burma for the year 1921-22. Since those paragraphs were written there have been a number of changes, of which the more important are summarised below.

On the recommendation of the Royal Commission on Public Services, recruitment for the Indian Educational Service has now ceased. The number of officers in that service is 36. There are 49 officers in the Burma Educational Service and 916 in the Subordinate Service. The National Schools, which were formerly entirely independent of Government, have now been admitted into the public educational system under an agreement and under the control of the National Council of Education. The Anglo-vernacular and English Secondary School Boards have been amalgamated into a single Secondary Schools Board.

The following institutions are under direct Government control :—

Control.

- Eighteen Anglo-vernacular Middle Schools.
- Twenty-five Anglo-vernacular High Schools.
- One English High School.
- Five Normal Schools.
- One Reformatory School.

The above are under the control of the Education Department. In addition there is an Engineering School, now called the Government Technical Institute, Insein, under the control of the Development Commissioner ; and a School for the Sons of Shan Chiefs, under the control of the Commissioner, Federated Shan States.

The University Act of 1920 has been modified with the object of introducing wider popular representation on the Council and Senate ; and the Statutes and Regulations have also been revised. The Minister for Education is now Pro Vice-Chancellor of the University, and exercises the powers of Chancellor when the latter is absent. An Intermediate College has been instituted at Mandalay under the control of the University. The Indian and University Colleges prepare candidates for the M.A. (Honours) degree in Arts, M.Sc. (Honours) degree in Sciences ; the B.L. degree in Law ; the B.Sc. degree in Engineering and in Forestry ; the M.B. and B.S. degrees in Medicine ; and the Teacher's Diploma. The total number of public educational institutions in the Province is 6,694

with 411,398 pupils. Of these 255 are Anglo-Vernacular schools, 33 English schools and 5,667 vernacular schools of which 1,184 are monastic schools. There are 174 high schools and 1,500 middle schools.

Vernacular education has now been placed entirely in the hands of local authorities, namely, the District School Board, the Municipal or Town School Board, or the Joint School Board comprising both these bodies which they elect to amalgamate. The classification and recognition of vernacular schools are regulated by the Vernacular Educational Rules.

The system of giving double grants has been abandoned. Special measures have been put into force for the encouragement of schools in the Chin Hills, where 15 vernacular schools and three Anglo-vernacular schools are now being conducted with a special curriculum.

No special form of aid is now given to the children of Europeans and Anglo-Indians. They are treated in the same manner as children of other races.

The examinations now conducted by the Education Department are as follows:—

- Examinations
1. Anglo-Vernacular High, Middle School and Scholarship examinations.
 2. English High, Middle School and Scholarship examinations.
 3. Engineering School examinations.
 4. Reformatory School examinations.
 5. Special Commercial examinations.
 6. Oral and Practical Test in Surveying.
 7. Written Test in Surveying and Revenue Law.
 8. Provincial Law examination (Advocate and the second and third grade Pleaderships).
 9. Special examination for Secretaries of Municipal and Town Committees.
 10. Special examination for Secretaries to District Councils.
 11. Preliminary Examination for Burma State Scholarship.
 12. Theoretical Tests in the examinations for Teachers' certificates.
 13. Half-yearly Burmese examinations.
 14. Colloquial Hindustani examination.
 15. Special colloquial Burmese examinations.
 16. Hindustani Lower Standard examination.
 17. Hindustani Lower Standard examination for Imperial Bank officers.
 18. Vernacular Middle and High School examinations.
 19. Competitive examinations for scholarships for candidates for the M.B., B.S. degree in the University of Rangoon.
 20. Patamabyan Examination.
 21. Competitive examination for admission to Burma Civil Service.
 22. Competitive examination for admission to Subordinate Civil Service.

Government scholarships now comprise 10 collegiate scholarships tenable in constituent colleges of the University of Rangoon; 180 Anglo-vernacular High School Scholarships, tenable in Anglo-vernacular high schools; 50 Anglo-Vernacular Middle School Scholarships, tenable in Anglo-vernacular middle schools; 102 Vernacular School Scholarships; 40

Scholarships

Vernacular Upper Primary Scholarships; 16 Vernacular High School Scholarships and stipends; 120 Anglo-Vernacular Bridge Scholarships tenable in the upper primary and middle departments of Anglo-vernacular schools. In addition there are 6 English Collegiate Scholarships; 21 English High School Scholarships; one special Engineering Scholarship, tenable at the Government Technical Institute, Insein; 10 Engineering stipends tenable at University College, Rangoon; and 5 Medical Scholarships tenable at University College, Rangoon.

Scholarships of other kinds, e.g. Law, Archaeological are also awarded by Government. State Scholarships, varying in number and tenable at British Universities, are now awarded to successful graduates.

There are 7 Schools and Apprentice Stipend Boards in Burma, which award stipends to orphans and poor children irrespective of nationality. The value of such stipends varies from Rs. 2 to Rs. 25 *per mensem*.

Educational Progress.

169. The year under review was one of steady progress. There was

General Progress and Educational Measures.

an increase of pupils in every stage of instruction except in the collegiate stage where the number of pupils fell from 1,301 in 1924-25 to 1,297 in 1925-26. In the high stage the number rose from 5,444 to 5,946; in the middle stage from 31,607 to 33,218; in the upper primary stage from 61,539 to 67,782 and in the lower primary stage from 251,315 to 286,469. The great bulk of education in the Province, represented by the vernacular schools, is controlled by the local authorities. These schools number 5,640 with 335,620 pupils, out of a provincial total of 6,694 institutions with 411,398 pupils. English and Anglo-vernacular education is controlled by the Director of Public Instruction, by the Secondary Schools Board, by the Council of National Education and by various missionary and private bodies.

There was no important change in the number of local educational authorities, which included 50 Municipal Committees, 10 Town Committees, 22 District School Boards, and 6 Joint School Boards; in addition, 22 Deputy Commissioners were in charge of education in excluded areas. The Municipal and Town Committees controlled 563 schools or 10 *per cent.* of the total, the Joint School Boards 816 or 15 *per cent.*, the Deputy Commissioners 625 or 11 *per cent.*; the remainder, no less than 3,469 or 63 *per cent.*, were under the control of the 22 District Boards. The work performed by the District Boards varied in quality. On the whole there was some improvement, but complaints were still heard, especially in relation to financial matters, a most important part of the Board's duties.

170. The total expenditure on education in 1925-26 was Rs. 177.41 lakhs or Rs. 26.90 lakhs more than in 1924-25.

These figures include expenditure incurred by the Public Works Department on educational buildings, expenditure on certain institutions not under the control of the Education Department, and expenditure in the Federated Shan States. Pensionary and other charges on account of Education Officers, expenditure in England and the value of timber grants are excluded. The total expenditure was classified as follows:—

- (i) From Provincial Funds Rs. 78.06 lakhs, an increase of Rs. 12.86 lakhs.

- (ii) From Local Funds Rs. 17'47 lakhs, an increase of Rs. 2'34 lakhs.
- (iii) From Municipal Funds Rs. 7'35 lakhs, an increase of Rs. 1'26 lakhs.
- (iv) From fees Rs. 32'67 lakhs, an increase of Rs. 3'47 lakhs.
- (v) From other sources Rs. 32'12 lakhs, an increase of Rs. 5'39 lakhs, and
- (vi) Federation Funds Rs. 4'74 lakhs, an increase of Rs. 1'56 lakhs.

Expenditure from "other sources" represents charges incurred by private persons and bodies, and consists mainly of payments by missions or managers of schools under the grants-in-aid rules. It must be remembered that Local Funds receive large contributions from Provincial Revenues. The increase in expenditure has been general. The average expenditure per head of the population in 1925-26 was Re. 1-4-10 of which Re. 0-13-0 was met from Public Funds, the average expenditure for the previous year being Re. 1-1-7 of which Re. 0-10-10 was from Public Funds. The average cost of education per head of the pupil population was Rs. 28'3 against Rs. 27'5 in the previous year. There was an increase under all heads except under Secondary and Lower Primary Schools, *viz.*, University Education Rs. 1,489'9 (Rs. 858'4); Secondary Education Rs. 36'9 (Rs. 39'9); Upper Primary Rs. 7'1 (Rs. 7'0) Lower Primary Rs. 7'8 (Rs. 9'4); Training Schools Rs. 336'7 (Rs. 155'6) and Special Schools Rs. 43'7 (Rs. 35'5.)

171. The special measures taken for the extension of elementary education, notably by the provision of 250 new schools yearly in the poorest districts, resulted

Primary Education.

in a material increase in the number of pupils in primary standards. There were 354,251 pupils in primary standards including 140,724 girls; but the increase of 41,397 pupils (19,389 girls) occurred mainly in the lower primary standards. Lack of teachers is one of the main difficulties of this problem. A further difficulty, and one which militates severely against any proposal to make primary education compulsory, is to be found in the fact that one-fifth of the total recognised vernacular schools and nearly all the private vernacular schools are monastic. These schools enjoy the respect and the confidence of the people, but they are generally averse from adopting western methods of education. Of an estimated total of 18,582 monastic schools with an average of thirteen or fourteen pupils each, only 1,184 were aided, with 69,684 pupils.

172. The number of vernacular secondary schools for boys actually decreased from 1,288 to 1,269, but attendance

Secondary Education.

increased by more than 10,000 and stood at 117,277. An increase in the attendance of vernacular high and middle standards was directly due to the improvement in the salary scale.

Anglo-vernacular schools showed an increase of over a thousand in the middle, and nearly 400 in the high department. Except in the larger towns, the higher classes are seldom full, but the large increase in middle standards threatened to impose a severe strain on the capacity of the available staff. Recognised National schools were handicapped by poor accommodation and inadequately qualified teachers. Some of the schools did not even boast one certificated teacher. The results obtained by the National schools in the public examinations testified to the inefficiency of the teaching staff. Exception must be made, however, in the case of the National schools at Pyu and at Mōnywa, which were efficiently conducted in good up-to-date buildings.

173. University students proper, after excluding half-time and preliminary students, numbered 817 in University College, against 855 in the previous year; while in Judson College, which has more than doubled its numbers in the last four years, there were, including preliminary students, 305 against 289. At University College no less than 462 students were in the Intermediate Classes and 65 in the Preliminary Class. At the Intermediate College, Mandalay, enrolments in the Preliminary Class were 9, and in the first-year Intermediate Class 22. These numbers dropped to 7 and 20 during the year. The staff consisted of 8 lecturers and demonstrators. Only 4 students were resident at the College; the rest live with friends in Mandalay. The number of pupils was very small for the staff employed, and the cost per head stood at the high figure of Rs. 2,323 per annum. In the M.A. examination 3 out of 4 candidates, all of University College, passed, against two in the previous year. But for the M.Sc. examinations, in which last year there were four successful candidates, there were no entries. In the B.A. examination there was a considerable increase both of entries and passes; 51 passed out of 72, against 42 entries and 24 passes in the previous year. The B.Sc. examination results were much the same as in the preceding year; 31 passed out of 58. The results of the Intermediate examination improved, 223 passing out of 397. It is noteworthy that the passes in Arts year by year show a higher percentage than those in Science. The rapid growth of Judson College necessitated an increase of staff.

The Executive Committee of the University Council commented in its report on the lack of endowments which renders the University almost entirely dependent on Government. One of the most interesting research enterprises in which the University took part was the preparation of a new Burmese Dictionary. Six new Professorships were sanctioned during the year to provide for the new Medical course, raising the total number of Professorships to twenty-one. University extension work for the benefit of teachers was organised in Mathematics, Chemistry, English and Geography. An agreement was reached with the Government Technical Institute, Insein, regarding the arrangements for Civil Engineering studies. During the year a hall for 132 students and 3 wardens' residences were completed, at a total cost, including roads, lighting, sanitation, etc., of Rs. 5.55 lakhs. The Rangoon University Buildings Trust Act came into force on 1st July 1925.

The following degrees were conferred at the Convocation held on the 10th February 1926; M.A. 3, M.Sc. 2, B.A. 23, B.Sc. 27 (including 5 for Forestry, conferred for the first time), B.L. 9; also 7 Diplomas in Teaching. A reference to the technical education given at the University will be found in paragraph 175 below.

174. The number of schools training students for the Anglo-Vernacular Teacher's Certificate was 7, as in the previous year; 3 of them had Kindergarten courses. There was also a separate Kindergarten class for Europeans at the St. Michael's School, Maymyo. Sixty-one men and 54 women were trained for the Anglo-Vernacular Teacher's Certificate, and 104 for the Anglo-Vernacular Kindergarten Certificate. The totals under training in the English and Anglo-Vernacular classes were 61 men and 158 women, against 41 men and 179 women in 1924-25.

As in the previous year, there were four Government Vernacular Normal Schools, at Akyah, Mandalay, Toungoo and Moulmein; and six

aided schools, namely, the A.B.M. Normal School for Boys, Aizone, Rangoon; the R.C.M. Normal School, Thonze; St. Michael's School, Kemmendine; St. Mary's Normal School, Kemmendine; the A.B.M. Morton Lane Girls' Normal School, Moulmein, and the R.C.M. Normal School for Girls, Bassein. Three hundred and ninety-eight men and 169 women were under training, of whom 315 men and 133 women were in the VIIIth and IXth Standards, and 83 men and 36 women in the final year. The number of passes from these schools was 98.

Eight Elementary Training Schools were added during the year, raising the total to 86. Now that Government has entered upon a scheme for providing a large number of new vernacular schools, these training classes will have to be greatly increased, and the proposal to abolish the Elementary B Certificate and to insist on the VIIIth Standard as a minimum qualification for these classes must be postponed indefinitely. The Monastic Training Class was discontinued at the close of the year. There were 15 students in the Teachers' Diploma Class, against 14 in the previous year. Nine, three of them women, qualified for the Diploma.

Plans and estimates were drawn up for buildings to house the 250 students whom it is proposed to train as secondary teachers, in accordance with a scheme approved by the Secondary and Intermediate Education Committee for the training and certification of teachers. Provision was made for two practising schools, one for men and one for women.

175. The following table shows the various types of institutions included under this heading:—

Type of Institution.	1924-25.		1925-26.	
	Institution.	Scholars.	Institution.	Scholars.
Law	112*	...	92*
Medical ...	1	31*	1	35*
Engineering ...	1	174	1	150
Agricultural	31*	...	51*
Commercial ...	1	179	1	225
Forestry	1	31
Veterinary ...	11	865	13	917
Surveying	23*	...	11*
Art ...	1	70	1	67
	2	32	2	24
	5	48	3	67
	1	26

* From the University College, Rangoon.

Thirty-eight students took full-time law classes at University College and 54 part-time classes. Several law-moots were held, and were well attended; the students showed considerable grasp of legal principles.

At the University there were 35 Medical students against 31 in the previous year. Five were in the first M.B. Class, 12 in the second year and 18 in the third. One-third of the pupils were Buddhists, a similar proportion Hindus, and one-fifth Christians. In connection with the scheme for the provision of Medical courses leading to the M.B., B.S.

aided schools, namely, the A.B.M. Normal School for Boys, Aizone, Rangoon; the R.C.M. Normal School, Thonze; St. Michael's School, Kemmendine; St. Mary's Normal School, Kemmendine; the A.B.M. Morton Lane Girls' Normal School, Moulmein, and the R.C.M. Normal School for Girls, Bassein. Three hundred and ninety-eight men and 169 women were under training, of whom 315 men and 133 women were in the VIIIth and IXth Standards, and 83 men and 36 women in the final year. The number of passes from these schools was 98.

Eight Elementary Training Schools were added during the year, raising the total to 86. Now that Government has entered upon a scheme for providing a large number of new vernacular schools, these training classes will have to be greatly increased, and the proposal to abolish the Elementary B Certificate and to insist on the VIIIth Standard as a minimum qualification for these classes must be postponed indefinitely. The Monastic Training Class was discontinued at the close of the year. There were 15 students in the Teachers' Diploma Class, against 14 in the previous year. Nine, three of them women, qualified for the Diploma.

Plans and estimates were drawn up for buildings to house the 250 students whom it is proposed to train as secondary teachers, in accordance with a scheme approved by the Secondary and Intermediate Education Committee for the training and certification of teachers. Provision was made for two practising schools, one for men and one for women.

175. The following table shows the various types of institutions included under this heading:—

Type of Institution.	1924-25.		1925-26.	
	Institution.	Scholars.	Institution.	Scholars.
Law	112*	...	92*
Medical ...	1	31*	1	35*
Engineering ...	1	174	1	150
Agricultural	31*	...	51*
Commercial ...	1	179	1	225
Forestry	1	31
Veterinary ...	11	865	13	917
Surveying	23*	...	11*
Art ...	1	70	1	67
	2	32	2	24
	5	48	3	67
	1	26

* From the University College, Rangoon.

Thirty-eight students took full-time law classes at University College and 54 part-time classes. Several law-moots were held, and were well attended; the students showed considerable grasp of legal principles.

At the University there were 35 Medical students against 31 in the previous year. Five were in the first M.B. Class, 12 in the second year and 18 in the third. One-third of the pupils were Buddhists, a similar proportion Hindus, and one-fifth Christians. In connection with the scheme for the provision of Medical courses leading to the M.B., B.S.

Degree and the M. & S. license, five additional professorships (in Medicine, Surgery, Pathology, Midwifery and Gynecology and Forensic Medicine) were sanctioned. In the first M.B. examination, of 12 candidates 1 passed in three subjects, 4 in two and 3 in one. In the second M.B. 21 passed out of 27.

Instruction in Engineering is divided between the Government Technical Institute and the University. At the University there were 51 students in the class, against 31 in the year before. An agreement was made by which they attended the Institute for part of their course. The class was, however, still insufficiently equipped for advanced work in Civil Engineering. The Government Technical Institute at Insein, is under the control of a Governing Body of which the Development Commissioner is President. Two recruitments of students took place and a total of more than 70 pupils was admitted. The proportion of Burmans was still small. The total number of students of all kinds varied between 222 and 243, but the number who completed their training and passed out during the year was only 27. The recurring expenditure was two and three-quarter lakhs of rupees or considerably over Rs. 1,000 a year per head; this rate is higher than expenditure in the University College, which worked out at only Rs. 977 per head per annum.

Technical evening classes are held in Rangoon under the auspices of the Institute, and are controlled by a committee. The teaching staff was supplied by the Institute, and four Engineers were added for special subjects. Attendance slightly improved from 35 to 37 per evening; the attendance percentage varied from 71 at the beginning to 60 at the end of term. The total number on the rolls at the end of the Session was 148, about the same as last year. A Sanitary Inspector's class was held on two evenings a week, and the attendance was satisfactory.

The De La Salle Institute, continued to be the only genuine non-Government Technical School in the Province. At the end of five years' work it had 63 apprentices, of whom 48 were learning mechanical engineering, 6 rubber cultivation, 4 carpentry and five farming. During the past year or two work has been found for about 20 passed pupils.

The Saunders Weaving Institute, Amarapura, again did much to improve methods of work in this industry. It had two courses. The lower course, of one year, trains artisans in the use of improved appliances and designs; the higher course, of two years, trains pupils in advanced weaving and fits them for work as teachers or master weavers. A total of 67, of whom 24 were in the higher and 43 in the lower course were in attendance during the year. The entrance qualification is the Seventh Standard; instruction is confined to the art of weaving. An important part of the work of the Institute is demonstration in the districts. Six instructors travelled about the country to demonstrate the fitting and working of fly shuttle sleys on Burmese looms. The indigenous looms are converted at small expense, and their production is trebled. Many looms were treated in this manner, and 200 improved sleys were fitted, apart from copies made and sold by local carpenters. From the schools, vernacular and Anglo-vernacular, about 500 pupils appeared for examination in Weaving, against 390 in the previous year.

The number of students at the Agricultural College, Mandalay, increased from 24 to 64, nearly all carrying stipends. Affiliation with the University of Rangoon has not been effected; but a scheme was formulated whereby students are to spend two years in the Intermediate

College, taking the I. Sc., in English, Burmese, Mathematics and Science, and then a further two years at the Agricultural College, leading to a degree in Agriculture. Reference to the Agricultural School at Pyinmana is made in paragraph 83 above. There are 10 (8) commercial schools in Rangoon with an attendance of 821 (782) and 3 (3) schools in the districts, one each at Mandalay, Thayetmyo and Moulmein, with 96 (84) pupils. The figures in brackets are those of the previous year. A scheme for a Government Commercial Institute in Rangoon was coldly received by the business community, and was therefore shelved. Owing to paucity of applicants the Advisory Board decided not to hold a class for the 1927 examination for the Government Diploma in Accountancy. One of the causes of the unpopularity of these classes is the fact that the passed student has to support himself during a subsequent three years' practical training.

Consequent on a change in the course of training for the Burma Forest Service no stipends were offered in 1925, and in consequence the Junior Class had only one student, who came from the Federated Malay States. In the Senior Class the year closed with 10 students. Lecturers in all subjects were available from the College staff, and no outside assistance was called in. For practical work, tours were carried out in May and June and from November to March, as in the the previous year. Visits were paid to Mandalay, Maymyo, Tharrawaddy, North Toungoo and Pyinmana. The solitary junior student was sent to Tharrawaddy for practical work from November to the end of the year. The seniors accomplished much useful work at the University Training Corps Camp and at the Bagshaw Company's Camp which followed it. In addition to the College classes there was a flourishing school at Pyinmana, conducted by the Forest Department for the training of Forest Rangers, with both vernacular and Anglo-vernacular departments.

There were 28 pupils on the rolls of the Insein Veterinary School, viz., 15 in class B and 13 in class C. There were no admissions to the Junior Class A, pending Government's orders regarding the preliminary qualifications of future candidates and the proposed increase in the cadre of assistants. Considerable progress was made during the year with the new buildings: the operation and laboratory blocks were in use from July. The drainage arrangements were not completed, and the water supply did not fulfil expectations.

The Veterinary School, Taunggyi, admitted nine pupils and 2 passed the final examination, leaving nine under instruction at the end of the year. An examination of nine pupils after one year's training showed that the drugs were well known but knowledge of anatomy and physiology was inadequate. This was due to the poor equipment of the school and consequent lack of practical instruction.

There were five Survey Schools as in the previous year. The school at Bassein was closed in June 1925, and a new school was established at Shwebo, and attached to the Special Survey Party. Owing to the short notice given to the districts there were only nine applicants for admission to this school, of whom five were accepted. Of a total of 123 applicants 84 were admitted, but only 42 appeared for the final examination. In the preliminary practical tests 37 per cent. of the total number of students were disqualified, which suggests the necessity of a stricter entrance examination. The practical training in the field for periods of 3 to 5 months was successfully carried out in all five schools and, especially at the Shwebo school, proved unusually successful. The surveys were up to professional standard and were accepted for

publication. Their value was not less than Rs. 2,000 which more than covered the transport and contingent charges incurred. Except at Shwabo, where the students had the benefit of direct and continuous supervision by officers of the Special Survey Party, the supervision of instruction in the field left something to be desired.

Ten state scholarships tenable in England were awarded during the year, 3 for Education, 2 for Medicine, one for English, one for Natural Science, one for Inorganic Chemistry, one for Civil Engineering and one for Sanitary Engineering. Such scholarships were first awarded in 1910, and it is still doubtful if the results justify the expenditure. The successful candidates have so far seldom justified the awards, and proposals were put forward by the University for improving the method of selection.

176. The number of Europeans under instruction was 6,524, about the same as in the preceding year. This figure

European Education.

is equivalent to the total number of Europeans in the census between the ages of 5 and 20, and shows that the nationality test is not rigorous. The percentage of such pupils attending schools other than English rose to 11; on the other hand, the percentage of non-Europeans in English schools is rapidly increasing and was 32, against 25 in the previous year. There was a slight drop in the number of college students, from 134 to 118. All other figures showed increases except training schools for Mistresses which recorded a regrettable decrease from 42 to 27.

177. Mahomedans shared the general increase in attendance, the

Education of Mahomedans and Special Classes.

figure rising from 21,655 to 24,612, of whom 85 per cent., against 81 in the previous year, were in public institutions. They formed 4 per cent. of the total under instruction in the Province. The education of girls continued to expand; the number under instruction in public institutions increased from 4,503 to 5,841. There was a demand for women teachers, and the establishment of a Girls' Elementary Training Class in Rangoon was sanctioned.

Other communities and classes included under this head are non-Muslim Indians (Punjabis, Sikhs, Bengalis, Tamils and Telugus), Karens, Shans, Chinese, Chins, Kachins and smaller racial divisions. The Karens, with about 51,000 pupils against 48,000 in the previous year, were still far the most important and progressive section. Next came the Shans with over 16,000 an increase of one thousand on the previous year, followed by non-Muslim Indians with 9,000. The figures showed no remarkable changes; every race except the Dama and Inthas (whose numbers are negligible) shared in the general increase of attendance. Special measures were taken during the year to stimulate education among the Chins. The establishment of 15 village schools and 3 central English-teaching schools was sanctioned. The school for the Sons of Shan Chiefs continued to flourish.

The last census showed about 4,000 deaf-mutes and 2,300 blind between the ages of 5 and 20. Only 44 blind and 29 deaf-mute children were in special institutions for the defective. It is strange that the demand for admission into such schools as are available is so small. The attendance at the Mary Chapman School for the Deaf improved, but was still small, considering the number of deaf-mutes in the country.

Little progress was made in education for adults. There were 72 pupils in the Sarada Sadan School, established for Indian women in

Rangoon, and there were 18 night schools most of whose 993 pupils were adults. The University Extension lectures in Mathematics, Chemistry, English and Geography, mainly for the benefit of teachers, may perhaps be included under this head, also the Patamabyan Examination, which is intended to encourage the study of Pali. Entries for this examination, which had formerly suffered from a form of political boycott, showed a further large increase from 1,748 to 2,737.

178. The year reported an increase of no less than 20,505 pupils*

Female Education.

The bulk were to be found, of course, in the lower primary stage; only 45 per cent. of the total attendance was in the middle stage, less than one per cent. in the high, and less than one per thousand at the University. In the high schools there was an increase of 49 pupils only, and in the colleges of 14. But the most disturbing figures were those for the upper and lower primary standards. There was only one pupil in the upper for six in the lower primary standards. This means that an overwhelming majority of pupils leave before reaching the third standard. The total number of girls under instruction rose from 135,267 to 155,772. Taking one-eighth as the possible school population this means that only 19 per cent. of the girls of school-going age were actually under instruction.

Attendance in secondary schools increased as last year, by six thousand. The bulk of the increase (11,398) went to upper primary schools, but there was an overflow of 3,000 into lower primary. The number of girls at the University rose from 115 to 129. Three-fourths of the girls under instruction are in boys' schools, while 37 per cent. of the attendance in girls' schools consists of boys.

There were 28 (26) training schools for girls with an attendance of 568 (525), besides 224 girls attending other training schools, a total of 792 against 735 in the previous year.

The female inspecting staff consisted of one Inspectress and three Deputy Inspectresses, which at first seems inadequate for a total of 156,000 pupils. But it must be remembered that three-quarters of the girls were in boys' schools, and that almost all the lay vernacular schools have one girl to every two boys. It was hoped that the 2 additional posts of Inspectress already sanctioned would shortly be filled. In the University, women continued to prefer Arts to Science. Of the 20 (9) who took degree examinations 12 (7) passed, all but one for the degree in Arts. Entries for the Intermediate examination numbered 40, double last year's figures, and the passes were 24 (9). In the school examinations there was a considerable improvement. One hundred and forty-one took the Anglo-Vernacular High School examination, about the same number as last year, but the passes rose from 44 to 63. In the European High School examination 77 (67) entered and 53 (34) passed. In the Anglo-Vernacular Middle School examination 662 (587) entered of whom 254 (209) passed, a low percentage but better than the previous year. In the corresponding examination for European schools the same number, 177, entered in both years but only 121 (against 153) passed. On the whole the examination results were encouraging.

179. The Reformatory School had 118 boys on the rolls, 70 being Burmans, 20 Indians, 12 Indo-Burmans, 10 Chinese, 3 Karens and 3 Chins. The boys seemed happy, and their behaviour suggested that the training is beneficial. Of a daily average of 132 boys, only 11 were punished during the year. The standard of work, both general and technical, was creditable.

Reformatory School, Insein.

Literature and the Press.

180. Of 177 publications registered during the year, a slight increase on the figure for the previous year, 118 were printed in Burmese, and 20 in English. The thirteen different languages employed included Sgaw-Karen (11), Tamil (10), Pali (4) and Burmese-Pali (7). Among the subjects dealt with in these publications, religion (47) predominated, but there was a marked rise in the number of poetical works (15) and of works on language (15). Of the 7 political works, four were by one author, who dealt with the activities and prospects of political associations in Burma, with parallels from India and Ireland. The other publications were not of special literary or political interest; and none of the books published during the year could be considered of real importance.

181. Excluding the Government Presses, there were 321 presses in the Province at the close of the year, or 6 more than in the previous year. The number of presses in Rangoon fell from 129 to 128, while those in Mandalay rose from 68 to 71. The number of newspapers fell by three to 56; they included 18 dailies, of which seven were published in English, 7 in Burmese, 3 in Chinese and one in Tamil, as in the preceding year. Of the 19 other newspapers issued more than once in the week, six were in English, 9 in Burmese and 2 in Gujerati. Weeklies numbered 13, of which five were English and five Burmese. Rangoon published 41 newspapers, a drop of 9 from the preceding year's total, while Mandalay and Akyab each increased their number by one, to 5 and 3 respectively. Seven new papers were started, eleven discontinued, and two periodicals were reclassified as newspapers, one newspaper of the previous year being reclassified as a periodical. The 58 periodicals published during the year do not call for special comment. Six languages were employed, with or without the addition of English, twenty-five being published in English, and fifteen in Burmese. The above figures exclude periodicals published by Government. If these are included, the total number of periodicals was 146, of which 131 issued from Rangoon.

Literary Societies.

See paragraph 299 of the Report on the Administration of Burma for the year 1921-22.

182. The Rangoon Literary Society continued to maintain its membership and to enlarge its library: during the year the Society spent Rs. 4,000 on new books, Rs. 1,200 on papers and magazines, and a considerable further sum on rebinding its old volumes. The Rangoon Literary Club received a grant of Rs. 1,200 from the Rangoon Corporation on condition that the Club's reading room and library should be thrown open to the public. But the Club suffered a set-back in the resignation of half its members, some of whom were content to enjoy the privileges now afforded to the general public without payment of a member's subscription. The Rangoon Teachers' Association, founded in 1895, increased its library, and gave a series of successful lantern lectures in various schools. The Bernard^{ine} Free Library, which is assisted by grants

from Government and from the Corporation, continued to enjoy popular support. Its library was increased to 12,000 volumes, and its manuscripts to 6,409. During the year 4,250 books were taken on loan by 2,357 registered borrowers. It is interesting to note that of the total number of borrowers nearly a thousand were Burmans. Membership of the Rangoon Bar Library Association rose slightly to 125, and the Association's finances were in a sound condition. The Rangoon Pleaders' Association was still only in its third year of existence; but its membership increased to 68, and the foundation of a library was contemplated.

Arts and Sciences.

183. The annual Provincial Arts and Crafts Exhibition was held at Rangoon in February 1926. The number of exhibits having again increased, bulky wares such as lacquer, pottery, and the like, were accommodated in 50 temporary stalls erected on the south side of the Jubilee Hall, an arrangement appreciated by the visiting public. There was keen competition in lacquer ware, and a large number of entries. The Pagan Lacquer School has now completed its second year, and the master lacquer workers have begun to look on it with favour. They recognize that the pupils are taught the various processes of the craft in a more systematic manner than in former years, when they were apprentices to the craftsmen and learned merely by watching others at the work. It seems likely that the work of the School will soon make itself felt, and that methods of workmanship among the craftsmen will improve. The Saunders Weaving Institute of Amarapura, as usual, produced the majority of the silk and cotton exhibits. Demonstrations with several improved looms and with various labour-saving appliances, were given by pupils of the Institute, which continues to attract a number of pupils. The Principal acts as Government textile expert by answering enquiries from different sources regarding materials and finished fabrics; he also tours the Province, studying and developing weaving methods in a number of centres. Demonstration of improved methods and improved appliances by a small number of trained men, sent out to different districts, was continued during the year. Black pottery from Lethit was much in evidence at the Exhibition, and large sales were made. At Insein, the Pottery School, which is housed in the Government Technical Institute, continued its useful work throughout the year, and was represented at the Exhibition. The Pottery Expert conducted a number of experiments with indigenous clays and glazes, with a view to encouraging potters from various centres in the Province to make the best of their local resources. The exhibition of architectural drawings drew more competitors than in the previous year. The designs showed merit, and progress was evident. An exhibition of paintings was held at University College, Rangoon, by a Burman artist who subsequently returned to England, with an enhanced scholarship, for further study. Another promising young Burmese artist, who was studying architecture in England, had a picture hung in the Royal Academy. Some public-spirited gentlemen in Rangoon founded an Art Club, which gave most valuable instruction and advice during the year to a number of students, mostly Burmans, some of whom showed considerable artistic promise. Western dramatic art was represented in Rangoon by the Gymkhana Dramatic Society and the Orpheus Society, each of which gave several public performances.

CHAPTER VIII.

ARCHAEOLOGY.

REFERENCE :—

- Report of the Superintendent, Archaeological Survey of Burma, for the year ending 31st March 1926.

184. The work of the Archaeological Department was mainly confined to the preservation and repair of protected monuments ; special repairs were carried out on the Dhammayazika Pagoda at Pagan, the Palace and Walls of the Fort at Mandalay, and on the Kyauktawgyi Pagoda and the Bagyidaw's Tomb at Amarapura. Funds proved insufficient to cover the proposed enlargement of the museum at Pagan, where the existing building was inadequate to the treasures it already contained. The hope that the further excavations carried out at Hmawza, the old city of Prome, would lead to the discovery of inscriptions throwing more light on the Pyū language was disappointed ; but discoveries of archaeological interest were made, notably the finding of tablets containing Pyū numerals, and of the bones of animals buried in a specially constructed brick chamber. A Burmese inscription found in the Nyaung-u Township near Taywindaung is believed to be of the XIth century and is of philological importance as one of the oldest Burmese inscriptions in existence.

The Superintendent, Archaeological Survey, continued the compilation of a monograph on the Ananda Temple which is to form the first part of a history of the architecture of Pagan. The appointment of an Assistant Superintendent was sanctioned during the year under review.

CHAPTER IX.

MISCELLANEOUS.

REFERENCES—

- Report of the Chemical Examiner to the Government of Burma for the year 1925.
- Report on the working of the Pasteur Institute and Bacteriological Laboratory for the year 1925-26.
- Statistical Abstract for British India, Volume IV.
- Report on the Working of the office of the Superintendent, Government Printing and Stationery, Burma, for the year 1925-26.

Ecclesiastical Jurisdiction.

See paragraphs 302 to 304 of the *Report on the Administration of Burma* for the year 1921-22. Since those paragraphs were written the cadre of Chaplains in the Burma diocese has, under a scheme of ecclesiastical reorganisation applied to the whole of India, been reduced to seven, one being held by the Bishop. The number of stations served by these Chaplains, excluding the Bishop, is four, namely Rangoon Cathedral, Rangoon Cantonment, Mandalay and Maymyo. The grants formerly made by the Local Government have now been replaced by a grant from the Government of India, on reduction of the number of Chaplaincies. The nine other Chaplaincies of the diocese are served by clergy who are supported partly by private subscriptions and partly by the Government of India grant mentioned above. The Burma cadre no longer supplies a Chaplain for Dagshai in the Punjab.

Ecclesiastical.

185. In accordance with the scheme for reorganising the Ecclesiastical Department throughout India, two Chaplains were withdrawn during the year, and were transferred to the Punjab and to Bombay respectively. Four Chaplaincies remained vacant during the year, recruits not being forthcoming. With the withdrawal of the Government grant, the names of Chaplains ceased to appear in the Quarterly Civil List, or in the *Burma Gazette*.

Chemical Examiner to the Government of Burma.

186. There was an increase of 2,336 in the number of examinations during 1925, over the figure (8,364) of the previous year. The increase took place entirely in the work of the general analytical section, and was accounted for by the increased number of samples of opium sent for examination by the Customs and on behalf of the Excise Department. There was not less work in the Medico-Legal Section than last year. An interesting case of poisoning by the roe of a species of fish (*Tetraodon*

Reticularis) was referred to the laboratory from the Andamans fisherman who ate a curry made of roe and flesh of the fish died of poisoning, in hospital, within a few hours. Hens fed on the roe died in a few minutes, and a guinea pig injected with alcohol extract of the roe died in less than two minutes.

Superintendent of Government Printing and Stationery.

187. There was no feature calling for special notice during the year.

Government Printing. Work was steady in all departments of the Government Press and its branches, and the staff was fully employed. The total receipts for the year, as recorded in the books of the Accountant-General, amounted to Rs. 1,08,189 against Rs. 1,21,305 in the previous year, a decrease of Rs. 13,116. The total expenditure, including the cost of stationery stores, amounted to Rs. 9,69,072 against Rs. 9,34,882, an increase of Rs. 34,190. The increase is more apparent than real, since a sum of Rs. 54,453, cost of the labour of convicts supplied to the Jail Branch Press, is included for the first time in the expenditure. The cost of work done in the Central Press, including the cost of paper and binding materials, was Rs. 6'16 lakhs against Rs. 4'81 lakhs; in the Jail Branch Press Rs. 4'39 lakhs against Rs. 3'96 lakhs; and in the Maymyo Branch Press Rs. '19 lakh against Rs. '25 lakh in 1924-25. The aggregate cost for the year for all the presses was Rs. 10'75 lakhs, an increase of Rs. 1'72 lakhs. The increase in cost is chiefly due to the higher rate of overhead charges under a revised system, the effect of which was to show more accurately and fully than before the working costs of the Press and its branches. The total estimated value of the plant, etc., in the three Government Presses was Rs. 6'97 lakhs.

188. The amount realised during the year by sales, excluding sale

Book Depot. of gazettes, was Rs. 49,324 for the Provincial Government, Rs. 6,024 for the Central Government, and Rs. 5,405 on account of maps for the Survey of India, an all round increase over the previous year's sales. The aggregate value of publications disposed of by sale, free issues, etc., was Rs. 1'09 lakhs against Rs. 1'45 lakhs in 1924-25, a reduction in free supplies being chiefly responsible for the decrease. Commission on account of sales on behalf of the Central Government and the Survey of India amounted to Rs. 2,857.

189. The cost of stores purchased, including freight charges and

Stationery Depot. Customs duty, amounted to Rs. 4'82 lakhs against Rs. 5'42 lakhs in 1924-25. The stores received from England were valued at Rs. '81 lakh against Rs. '91 lakh and the stores obtained in India at Rs. 3'93 lakhs against Rs. 4'50 lakhs during 1924-25. The cost of stores supplied to various Departments during the year amounted to Rs. 5'15 lakhs against Rs. 4'61 lakhs in 1924-25. Of stores to the value of Rs. 3'44 lakhs supplied to the Press and its Branches, 98 per cent. were utilized to meet the demands of other Departments. Most of the paper required for printing and writing was obtained from Indian Mills through local agents in Rangoon.

LLANEOUS.

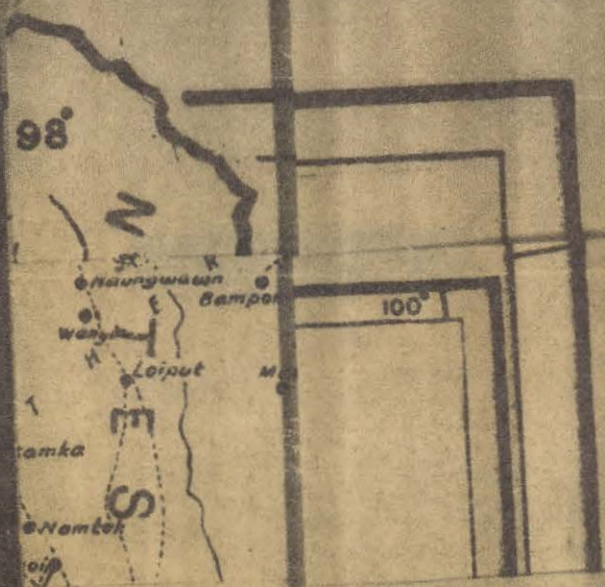
atory from the Andamans,
e and flesh of the fish died
ra. Hens fed on the roe died
I with alcohol extract of the roe

ment Printing and
ry.

or special notice during the year,
e in all departments of the
e and its branches, and the staff
is for the year, as recorded in the
ounted to Rs. 1,08,189 against
crease of Rs. 13,116. The total
ationary stores, amounted to
ease of Rs. 34,190. The increase
of Rs. 54,453, cost of the labour of
is, is included for the first time in
e in the Central Press including
als, was Rs. 6.16 lakhs against
Press Rs. 4.39 lakhs against
each Press Rs. .19 lakh against
the cost for the year for all the
of Rs. 1.72 lakhs. The increa
te of overhead charges order
was to show more accurately
of the Press and its branches,
etc., in the three Government

e year by sales, excluding sale
of Rs. 49,324 for the Provincial
of Rs. 1,024 for the Central Govern
for the Survey of India, an all
sales. The aggregate value of
issues, etc., was Rs. 1.09 lakhs
reduction in free supplies being
Commission on account of sales
of the Survey of India amounted

, including freight charges and
, amounted to Rs. 4.82 lakhs
2 lakhs in 1924-25. The stores
Rs. .81 lakh against Rs. .91 lakh
3.93 lakhs against Rs. 4.50 lakhs
plied to various Departments
lakhs against Rs. 4.61 lakhs in
Rs. 3.44 lakhs supplied to the
e utilized to meet the demands
paper required for printing and
Mills through local agents in

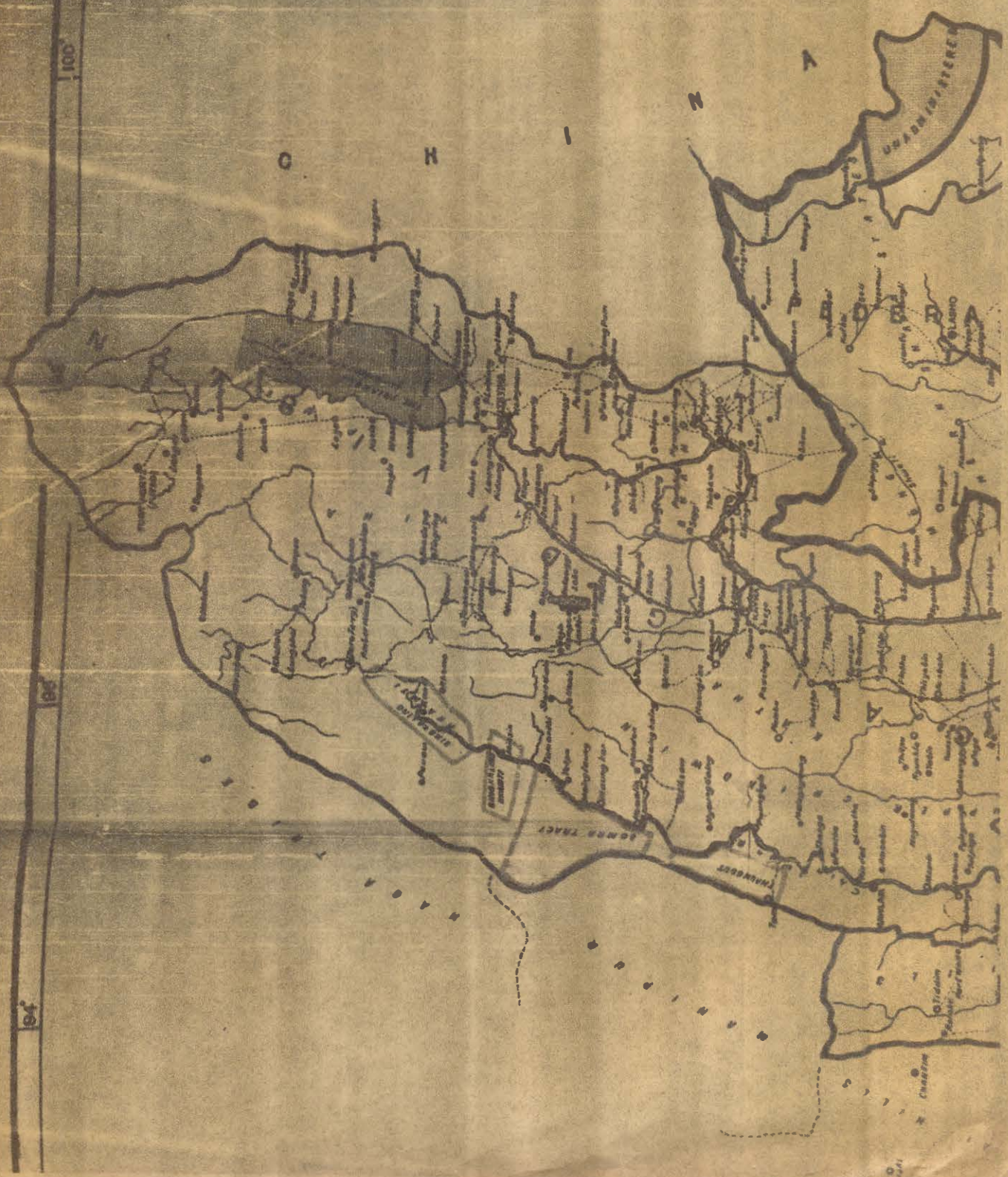


100
B-8
A B K O P I V I
To accompany the
1921
1921

Map
of
BURMA
INDIA

DIVISIONS AND DISTRICTS
[To accompany the Administration Report]
1925-26

Scale: 1 inch = 50 miles



94

95

100

C H

2 7

92



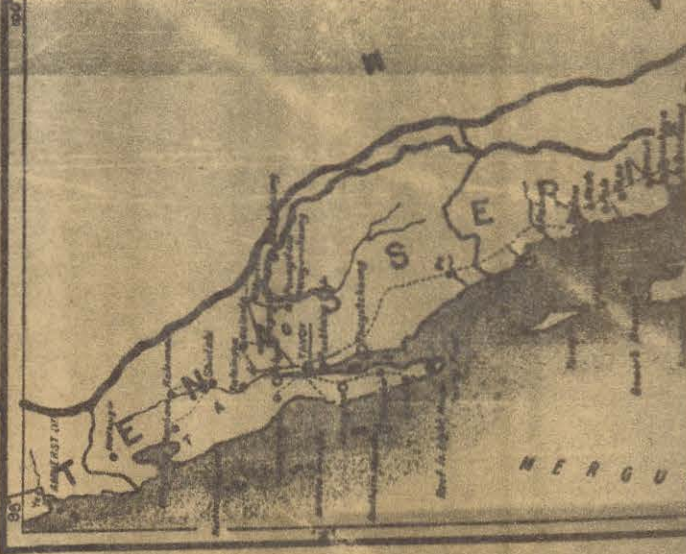
UNREGISTERED

GREAT SHAN STATES

SERRAN

NERGU

BAY OF



LUSHAN

DISTRICT

ARKHUN

PALETTA

CHIR

PAKON HILL TRACT

CHIR

CHIR

CHIR

CHIR

CHIR

